

GROUND PLAN OF A CHURCH.

IN SACRISTY AND SANCTUARY

*A Guide for the Sacristan with Detailed Instructions Accompanied by Directive Schedules and Diagrams Showing How and What to Get Ready for the Proper Carrying Out of Liturgical Functions Generally According to the Roman Cere-
monial*

By

REV. WILLIAM A. O'BRIEN, M.A.

Author of "How to Serve Low Mass"



NEW YORK, CINCINNATI, CHICAGO, SAN FRANCISCO

BENZIGER BROTHERS

PRINTERS TO THE HOLY APOSTOLIC SEE

1933

Nihil Obstat

JAMES H. GRIFFITHS
Censor Librorum

Imprimatur

✠ THOMAS EDMUNDUS
Episcopus Brooklynensis

Brooklyni, die 1. Augusti, 1932.

IN SACRISTY AND SANCTUARY, COPYRIGHT, 1933, BY
BENZIGER BROTHERS. PRINTED IN THE UNITED STATES OF AMERICA

All rights reserved—No part of this book may be reproduced in any form
without permission in writing from the publisher

FOREWORD

MANY sacristans, though familiar in a general way with the requirements of the ordinary Church services, are liable to overlook various details. Many are unfamiliar with extraordinary services. All, however, would welcome a simple graphic guide with which they could both see at a glance what is required for each function, and against which they could check themselves. Most manuals are too technical and academic especially for the use of Religious or laymen, and consequently entail considerable study in order to grasp the essentials. Simplicity itself has been the aim of this book, hence the plentiful use of brief definitions, schematization, diagrams, etc. It includes every ceremony that occurs in the course of the year in the average parish church.

CONTENTS

CHAPTER I

THE SACRISTY AND ITS CONTENT

A. THE SACRISTY..... 1
B. THE VESTMENTS—THEIR NATURE AND CARE..... 4
C. THE SACRED VESSELS.....11
D. SACRED VEILS AND COVERINGS.....13
E. OTHER CEREMONIAL ACCESSORIES.....16
F. BOOKS AND CARDS USED FOR SACRED CEREMONIES
AND THE CHURCH RECORD BOOKS.....20

CHAPTER II

THE SANCTUARY AND ITS FURNISHINGS

A. THE SANCTUARY.....23
B. THE FURNISHINGS IN THE SANCTUARY.....23

CHAPTER III

THE PREPARATIONS FOR THE CELEBRATION OF
HOLY MASS

I. GENERAL PREPARATIONS.....32
II. DETAILED SCHEDULE OF PREPARATION FOR THE
VARIOUS MASSES AND SERVICES.....35
A. LOW MASS.....35
B. "MISSA CANTATA" (SUNG MASS WITH ONE
PRIEST)38
C. SOLEMN MASS (SUNG MASS WITH THREE
PRIESTS)39
D. REQUIEM MASSES AND FUNERAL SERVICES.....41
I. *Low Mass (Body not Present)*.....41
II. *"Missa Cantata" of Requiem (Sung
Mass with One Priest, Body not Pres-
ent)*41
III. *Solemn Requiem (Sung Mass with
Three Priests, Body not Present)*.....42

IV. Requiem Mass Followed by Absolution (Body being Present).....	43
V. Services at the Cemetery.....	44
VI. Funerals of Adults Outside of Mass.....	44
VII. Funeral Mass and Burial of Infants.....	45
a) Mass Followed by the Burial Service	45
b) Burial Service of Infants Outside of Mass	46
E. NUPTIAL MASSES.....	47
I. Low Mass.....	47
II. "Missa Cantata" (Sung Mass with One Priest)	48
III. Solemn Mass (Sung Mass with Three Priests)	49
F. FIRST SOLEMN MASS OF A PRIEST.....	50

CHAPTER IV

THE PREPARATIONS FOR THE EXPOSITION AND
BENEDICTION OF THE BLESSED SACRAMENT

A. THE ALTAR.....	52
B. IN THE SACRISTY.....	52
C. COLOR OF THE VESTMENTS.....	53
D. BENEDICTION WITH THE CIBORIUM (PRIVATE BENEDICTION)	54
E. EXPOSITION OF THE BLESSED SACRAMENT BEFORE MASS	54
F. FORTY-HOURS' DEVOTION.....	55
I. High Mass and Procession on the First Day.....	55
II. Mass "Pro Pace" (For Peace) (On the Second Day).....	57
III. Mass of Reposition and the Procession (On the Third or Closing Day).....	57

CHAPTER V

PREPARATIONS FOR VARIOUS FEASTS AND
DEVOTIONS DURING THE LITURGICAL YEAR

A. ADVENT	58
B. CHRISTMAS, CIRCUMCISION AND EPIPHANY.....	60

C. FEAST OF THE PURIFICATION—CANDLEMAS DAY— FEBRUARY 2.....	60
D. ST. BLASE'S DAY.....	63
E. SEPTUAGESIMA AND THE SEASON OF LENT.....	64
I. Ash Wednesday.....	65
II. Passion Sunday.....	66
III. Palm Sunday.....	67
IV. Holy Week.....	69
F. EASTERTIDE	77
G. ST. MARK'S DAY AND THE ROGATION DAYS.....	78
H. ASCENSION THURSDAY.....	79
I. EVE OF PENTECOST (WHITSUN EVE).....	79
J. PENTECOST AND ITS OCTAVE.....	81
K. CORPUS CHRISTI.....	81
L. FROM PENTECOST TO ADVENT.....	82
M. ALL SOUL'S DAY (NOVEMBER 2).....	82

CHAPTER VI

PREPARATIONS FOR THE ADMINISTRATION
OF THE SACRAMENTS

A. BAPTISM	84
B. PENANCE	85
C. THE HOLY EUCHARIST.....	85
D. CONFIRMATION	86
E. MATRIMONY	88
F. EXTREME UNCTION.....	88

CHAPTER VII

MISCELLANEOUS SERVICES, DEVOTIONS AND
BLESSINGS

A. VESPERS	90
I. Simple Vespers.....	90
II. Solemn Vespers.....	90
B. THE BISHOP'S VISITATION.....	91
C. THE CHURCHING OF WOMEN.....	95
D. AFTERNOON OR EVENING DEVOTIONS.....	95
E. BLESSINGS	95
ALPHABETICAL INDEX AND GLOSSARY.....	97

IN SACRISTY AND SANCTUARY

CHAPTER I

THE SACRISTY AND ITS CONTENT

A. THE SACRISTY

1. *Location.* The sacristy is a room usually located on one side of or behind the sanctuary. It is here that the sacred vestments, the sacred vessels and all else that is necessary to perform the sacred functions of the Church are kept. It is also the place of preparation for the clergy, and as they have obligations to fulfill both before and after the celebration of divine services, the sacristy is, by its nature, a holy place. Hence, too much care cannot be expended toward keeping it neat and orderly.

The following suggestions will help to achieve this end:

2. *Cleanliness.* "Cleanliness is next to godliness," and as everything in the sacristy pertains to the service of God, it is plain, that every attention should be given to make the sacristy a place that is worthy of its sacred use.

3. *Order and neatness.* Let there be "a place for everything and everything in its place."

4. *Silence.* Recollection is necessary on the part of the clergy. This is impossible *without silence*. Also, the sacristy is so close to the tabernacle, the dwelling place of Our Lord, that quiet and decorum must be insisted upon, for is it not written in Sacred Scripture: "But the Lord is in His holy temple, let all the

earth keep silence before Him''? (Hab. II, 20.) Especially does this concern the altar boys' sacristy, which in many churches is separate from but approximate to the priests' sacristy. A card with the word "Silence" in bold letters, will be an admonishment in this respect.

5. *The Furniture of the Sacristy.* Generally, a sacristy is outfitted as follows (See illustration).

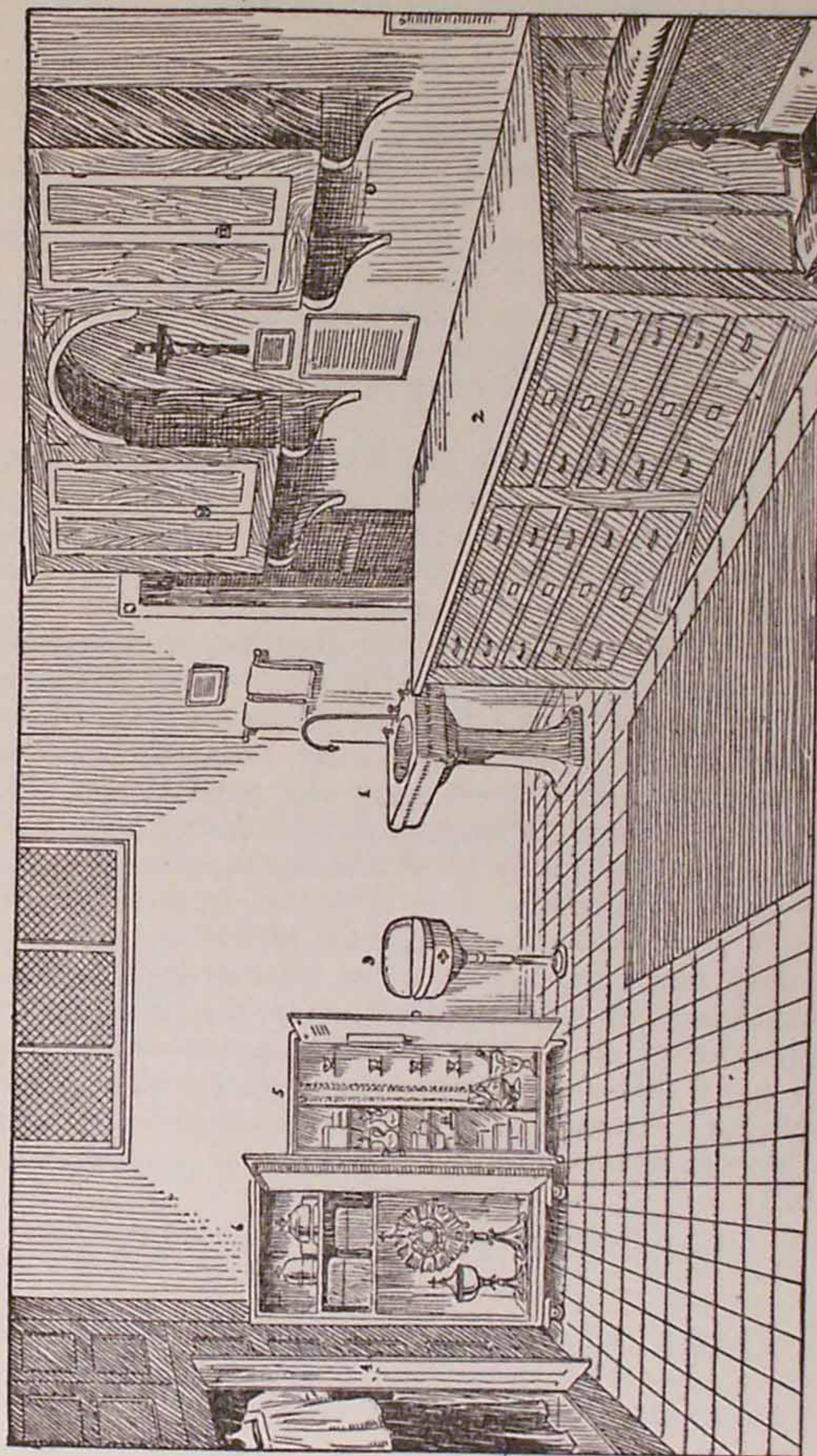
(1.) The *Lavabo*, or Lavatory, and towel rack, where the priest washes his hands before beginning to vest for Mass.

(2.) The *Vesting Table*. Here the vestments are laid out and arranged in order as the priest puts them on. Frequently this vesting table also has drawers and small closets in which vestments, linens, missals, etc., are stored. A *crucifix* is generally at the head. There is also a card (*Vesting Card*) hung or standing on it containing prayers which the priest says while vesting. Another kind of card called *Title Card* having certain other prayers which he is reminded to say at Mass for the intention of the Bishop, is generally found hung in a convenient place in the sacristy.

(3.) The *Sacrarium*. This is a basin used to wash and clean the chalice, ciborium or other sacred vessels, and also the small linens used in direct connection with the sacred vessels or certain ceremonies. Here it is also that the priest washes his hands *after* certain ceremonies. It has a drain pipe which connects with the ground, so that such water may flow into the earth.

(4.) Cabinets and closets. These are used to hang vestments of all kinds. Sometimes they also contain drawers in which the vestments are laid flat and in which large linen vestments such as the albs are kept.

(5.) A storage cabinet, usually of steel, in



which such articles as the censer, incense boat, holy water pot (also called aspersorium), and supplies such as incense, tapers, etc., are kept.

(6.) A safe made of steel for the safekeeping of sacred vessels such as the chalice, the ostensorium (sometimes called monstrance), the church record books and other valuable matter.

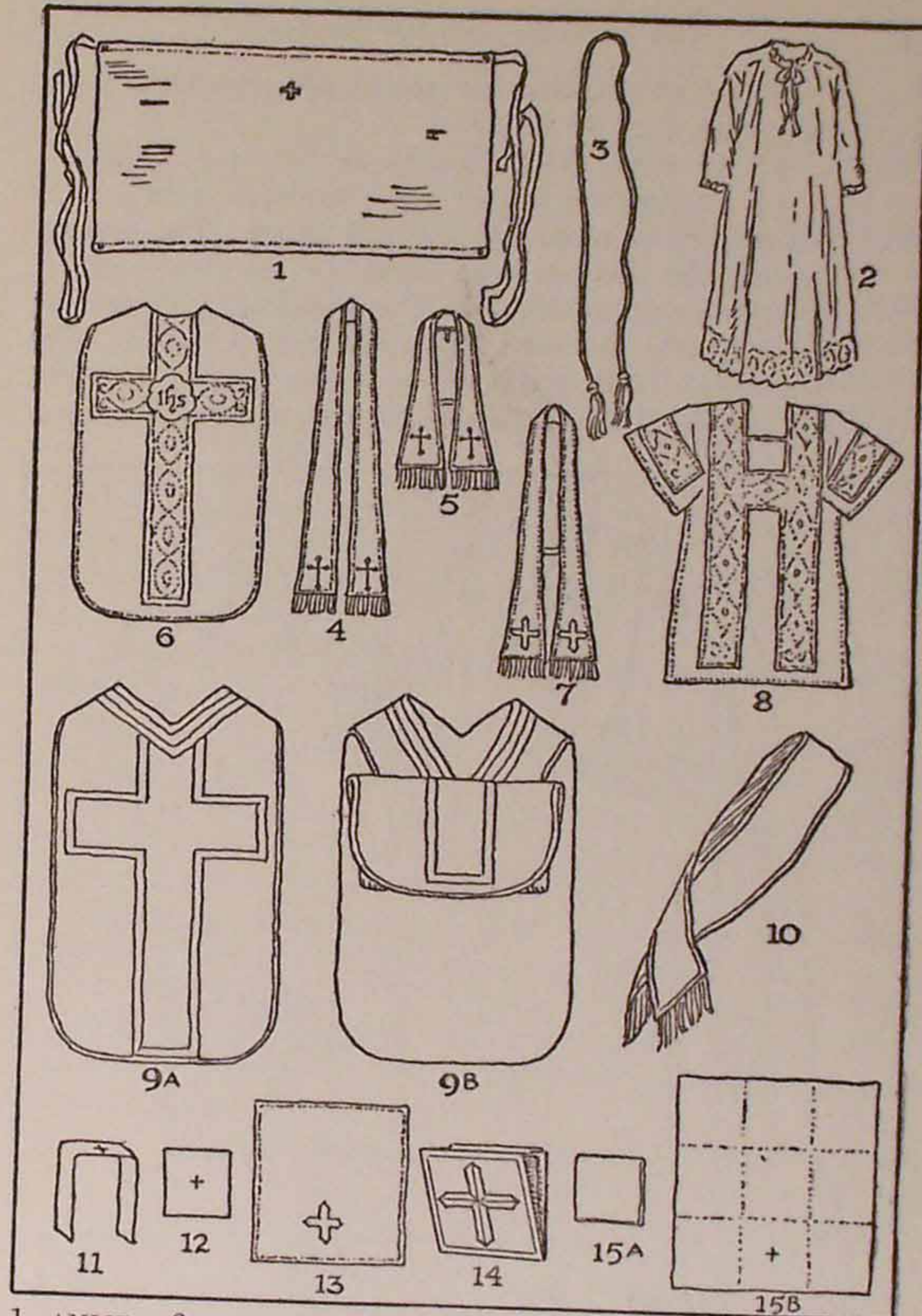
(7.) A kneeling bench (also called Prie-Dieu). Generally used by the priest to say the prayers in preparation for Mass or in thanksgiving after Mass.

At the door leading to the sanctuary, there is hung a *Holy Water Stoup*, as priest and altar boy sign themselves when proceeding to the altar. Sometimes there is also a *bell (sacristy bell)* for the purpose of giving a signal to the people that services are to begin.

6. *The Servers' Sacristy.* If possible, it is best to have a separate sacristy for the altar boys, in which they can assemble and prepare themselves for their assigned duties for divine services. It should be kept no less clean and orderly than the priests' sacristy. Certain toilet accessories should be at hand for them, such as soap and towels, comb and brush, whisk broom, shoe polish and brush. One with the slightest knowledge of boys knows how forgetful as well as thoughtless they normally can be. The boys should be well groomed and outfitted. Needless to say, if such attention be given to his ordinary appearances, the altar boy's official appearance in cassock and surplice should be spotless. The sacristan should encourage the boys to obtain the things necessary toward these ends.

B. THE VESTMENTS—THEIR NATURE AND CARE

1. *The Character of the Vestments.* The vestments worn by the priest in the Mass and some of the other services of the Church are as follows:




1. AMICE. 2. ALB. 3. CINCTURE. 4. STOLE. 5. MANIPLE. 6. CHASUBLE. 7. DEACON'S STOLE. 8. DALMATIC. 9A. FOLDED CHASUBLE (BACK). 9B. SAME (FRONT). 10. BROAD STOLE. 11. PURIFICATOR. 12. PALL. 13. CHALICE VEIL. 14. BURSE. 15A. CORPORAL (FOLDED). 15B. SAME (OPENED OUT).

a) AT LOW MASS: the amice, alb, cincture, stole, maniple and chasuble.

b) AT HIGH MASS: Same as for Low Mass.

c) AT SOLEMN MASS: The celebrant wears same vestments as when saying Low Mass. The deacon wears the amice, alb, cincture, deacon's stole, maniple and dalmatic. The subdeacon wears the amice, alb, cincture, maniple and dalmatic. The dalmatic now replaces the tunic worn formerly by the subdeacon. At certain seasons the deacon



1. SURPLICE. 2. PREACHER'S STOLE. 3. COPE. 4. MASS AND BENEDICTION VEIL. 5. BENEDICTION BURSE.

and subdeacon wear the "folded chasuble" in place of the dalmatics; besides, the deacon at certain parts of Mass wears the "Broad Stole" in place of the folded chasuble.

d) AT BENEDICTION: The celebrant wears the surplice, stole and cope. Also the humeral veil when giving Benediction. If it is Solemn Benediction, the celebrant vests in amice, alb, cincture, stole and cope. The deacon and subdeacon wear the same vestments as for Solemn Mass, except the maniples.

Certain vestments used in the service of the Church *must* be blessed before being used; concerning others, there is doubt, while there are some that need *not* be blessed. Those that are blessed are called *sacred vestments*.

2. *The Sacred Vestments.* These must be blessed. They are as follows:—

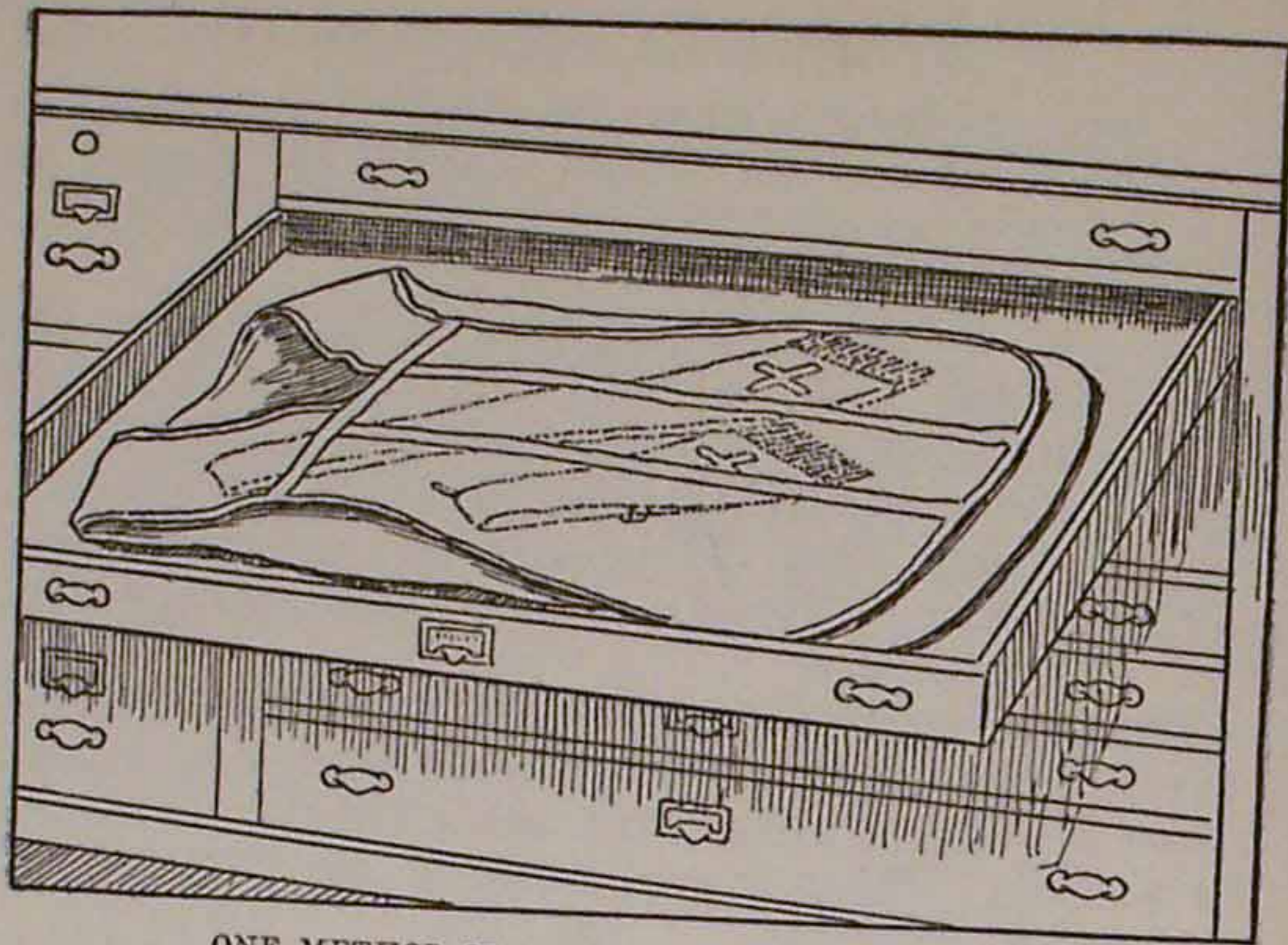
Amice, alb, cincture, maniple, stole, chasuble, corporal, pall.

NOTE: Vestments, the necessity for blessing of which is doubtful but which may be blessed wherever customary are:—dalmatic, tunic, cope, surplice.


Vestments which need not be blessed are:—veil, burse, purificator, humeral veil, finger towel.

3. *The Care of Vestments.* Proper care of vestments is real economy and adds many years to their service. The following suggestions will help in preserving the sacred vestments.

a) THE STORAGE OF VESTMENTS. Chasubles, dalmatics, and their accessories, such as stoles, etc.; if stored in drawers should be laid flat. Care should be taken to see that there are no wrinkles or folds in them. The stole, maniple, veil and burse, should be laid flat upon the respective chasuble set to which they belong. All should be covered with a cloth to protect them against dust. If these vestments are hung in a



ONE METHOD OF LAYING AWAY VESTMENTS.



COPEs AND ALBS IN VESTMENT CABINET.

cabinet, there should be a hanger for each set. This hanger should be provided with a device or crossbar, on which the accessories to a chasuble such as stole, maniple, veil, etc., may also be hung. A cloth to protect them should be hung over each set.

If the chasuble is ornamented with raised embroidery, especially if of gold or silver, a pad should be put between the embroidered parts to prevent rubbing, with consequent injury to the vestment. In order that the embroidery on such vestments be not injured or subjected to cracking, it is inadvisable to fold the vestments inside out when laying in drawers.

b) VESTMENTS TO BE HUNG. Albs, and surplices must be handled with great care because of their delicate texture. They should be hung on their loops in a cabinet or closet, for otherwise they will soil easily.

Copes should be hung on a hanger. It is not advisable to fold and store them flat in a drawer.

All vestments, whether in drawers or on hangers should be covered to protect them against dust.

5. *Linens: Purificators, Palls, Corporals, Amices, Finger Towels.* After laundering and before use these should be kept, each kind in a separate drawer. Another special drawer should be reserved for the soiled linens. However, it must be noted that *soiled* purificators, palls and corporals, i.e., such as have been used in the Sacrifice of the Mass, are not to be handled by a lay person but must be given their first washing by a priest or one in Major Orders. Further washing or laundering may be done by any worthy lay person.

6. *The Colors of the Vestments.* The colors of the vestments change according to the "day," i.e.—the feast that is celebrated or the occasion on which they are used. The colors are *white, red, violet or purple, green, black, rose, gold and silver.*

There is a small book called "*Ordo*." This book is found in every sacristy. It is a guide to the priest, telling him what feast is to be celebrated on a given day. This book also designates the color of the vestments and altar decorations for each day. This is usually done in the form of an abbreviated Latin term. Some of the "*Ordos*" contain a special "*Color Calendar*" in English. In the following schedule, the Latin terms for the various colors are given with their English meaning, and in the columns opposite each color, the days are stated on which the respective color is worn.

LATIN TERM		ENGLISH MEANING	WHEN USED
Abbreviation	Full Name		
ALB. OR A.	Albus	White	On feasts of Our Lord, (<i>except on the Feast of the Precious Blood</i>); On feasts of the Blessed Virgin; the angels and all the saints who are not martyrs.
RUB. OR R.	Ruber	Red	On feasts of martyrs; feasts of the Precious Blood; also on Whitsunday (Pentecost) and throughout the octave.
VIR. OR V.	Viridis	Green	On Sundays and Ferial Days from the end of the Octave of the Epiphany to Septuagesima; and on Sundays and Ferial Days in the season after Pentecost.
VIOL.	Violaceus	Violet or Purple	On Sundays and Ferial Days during Advent and Lent. However, <i>Rose</i> may be substituted on the third Sunday of Advent (Gaudete Sunday) and the fourth Sunday of

LATIN TERM		ENGLISH MEANING	WHEN USED
Abbreviation	Full Name		
NIG. OR N.	Niger	Black	Lent (Laetare Sunday). During the last days of Holy Week; on certain Vigils; on Ember Days except those in Whitsun week; at certain votive Masses and at many blessings. On Good Friday; on All Souls' Day; at Masses for the Dead (on days when black is permissible); and at adult funerals.
ROSAC.	Rosaceus	Rose	On two days of the year only: The third Sunday of Advent (Gaudete Sunday) and the fourth Sunday of Lent (Laetare Sunday).
—	—	Gold or Silver	Gold or silver vestments may take the place of White, Red or Green, but never of Purple or Black.

Explanation of other terms in the "Ordo."

V. signifies "Votive," i.e., any "Votive Mass" may be said that day.

R. signifies that a Requiem Mass (in black vestments) is permitted.

It is always advisable that the Sacristan inquire what vestments should be arranged for Mass.

C. THE SACRED VESSELS

1. *The Chalice and Paten.* The sacred vessels are the chalice and the paten, which are consecrated; also the ciborium, and the lunula (also named "custodia") of the ostensorium (also named monstrance) which are blessed. It is praiseworthy that the ostensorium be also blessed.

The sacred vessels should be covered with a soft flannel cloth or each may have its own separate case. They should be washed and polished several times a year. Care must be taken that the best materials be used for the cleaning of gold and silver vessels so as to avoid injury to them.

The chalice and paten may not be handled by lay people or by one not in Major Orders. Permission may, however, be granted to those who have charge of such things to handle and prepare them.

2. *The Ostensorium, Ciborium and Lunula.* These may be handled even by a layman. There is no obligation of handling them with a cloth.

NOTE: No one should have a scruple if by accident he touches the sacred vessels which are forbidden to be handled by one not in Major Orders.

3. *Other Utensils Used in Connection with the Sacred Vessels.*

The Lunula (Illustration No. 3a), sometimes called "Lunette," is a case consisting of two hinged circular crystals set in silver or gold rims. The Sacred Host is enclosed therein when exposed in the ostensorium.

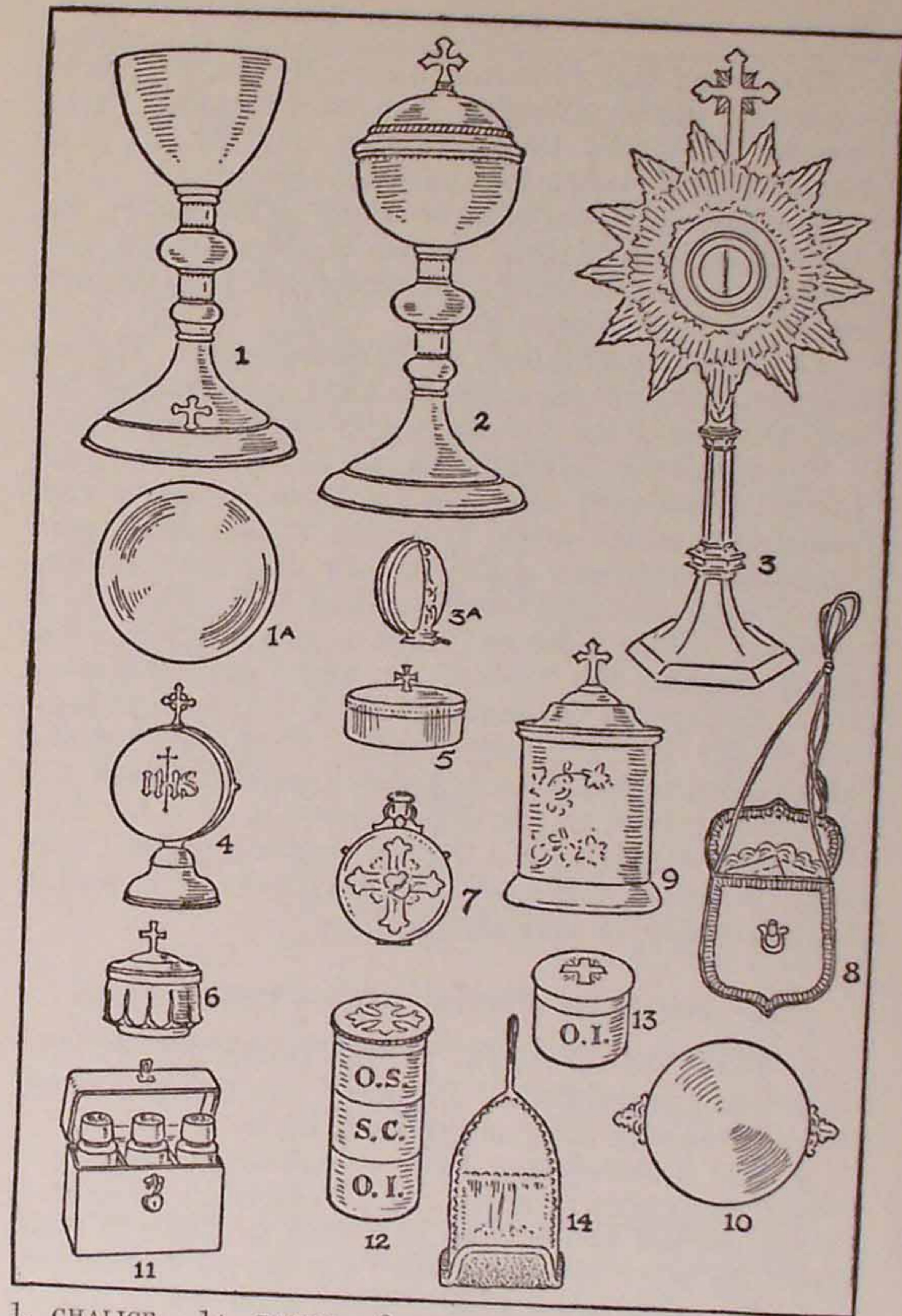
The Lunula Case (Illustration No. 4) is for the safe-keeping of the lunula containing the Sacred Host, when not exposed in the ostensorium. It is then placed in the tabernacle with the ciboria.

The Theca (Illustration No. 5) is for the same purpose, but the lunula lies flat therein instead of standing as in the lunula case.

The Ablution Cup (Illustration No. 6) is a small glass or metal vessel containing water in which the priest purifies his fingers, etc.

The Pyx or Pyxis (Illustration No. 7) is a watch-like case made of silver or gold in which the priest places the Sacred Hosts to carry to the sick.

The Pyx Burse (Illustration No. 8) is a leather pocket, white silk lined, for enclosing the pyx. It has long looped strings, for passing around the priest's neck.



1. CHALICE. 1A. PATEN. 2. CIBORIUM. 3. MONSTRANCE, OR OSTENSORIUM. 3A. LUNULA. 4. LUNULA CASE. 5. THECA. 6. ABLUTION CUP. 7. PYX. 8, 14. PYX BURSE. 9. BREAD BOX. 10. COMMUNION PATEN. 11. CASE WITH OIL STOCKS. 12. COMBINATION OIL STOCKS. 13. INDIVIDUAL OIL STOCK (OIL OF THE SICK).

The Bread Box (Illustration No. 9) is a storage receptacle, fairly airtight, for holding the "altar breads." Usually there are two, one for the large breads and the other for the small ones.

The Communion Paten or Plate (Illustration No. 10) is a metal gilt plate, in oval or round shape, with a concave side, used to hold under the chin of those receiving Holy Communion.

The Sacristy Oil Stocks (Illustration No. 11) are a set of three metal tubes enclosed in a leather box and which hold the reserve supply of the Holy Oils.

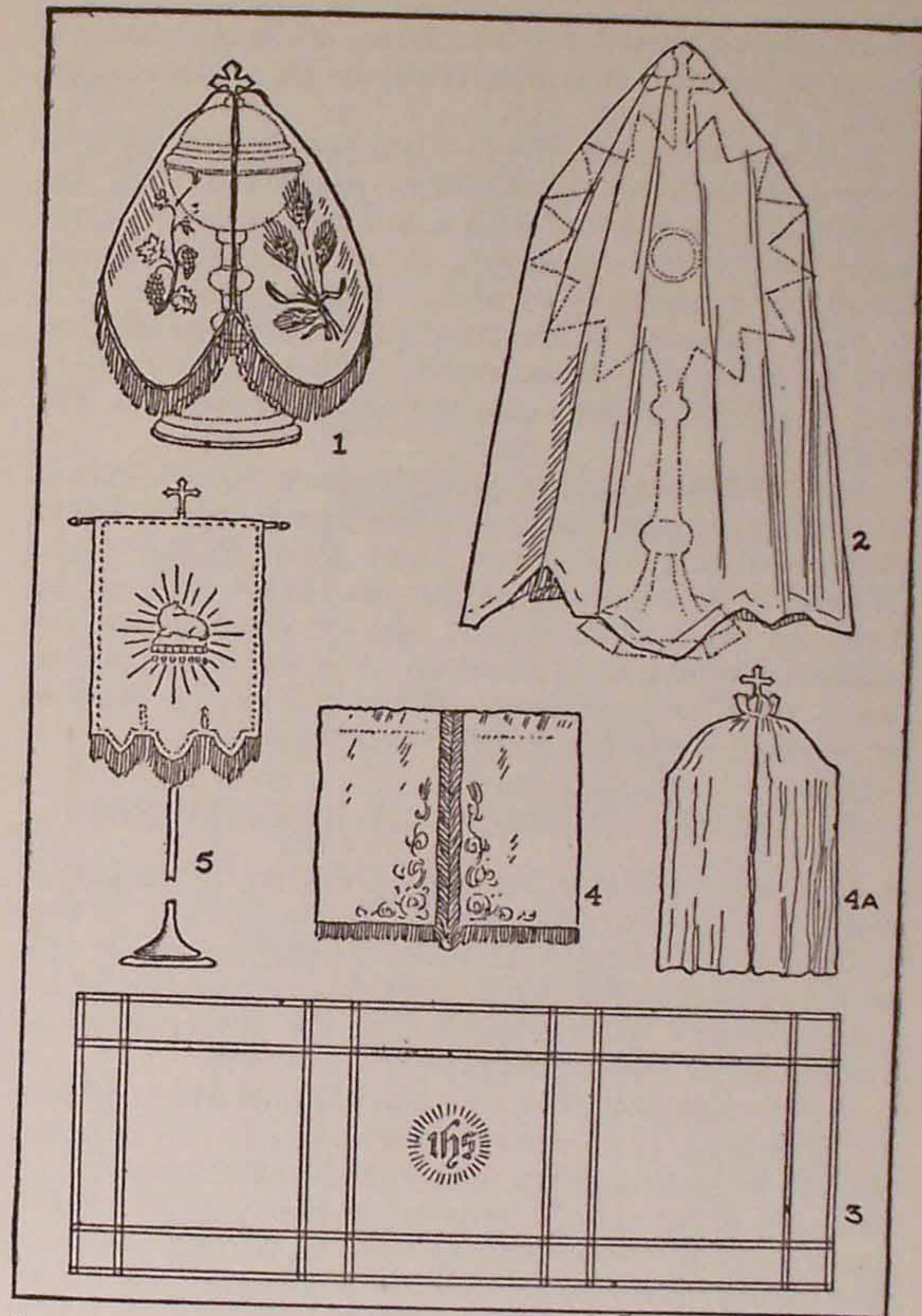
The Oil Stock (Illustration No. 12) is a silver, gold-plated cylindrical case having three separate compartments, which screw into each other. Each compartment contains a different holy oil. One contains the "Oil of Catechumens" marked O.C. The second contains "Holy Chrism" and is marked S.C. The third contains the "Oil of the Sick" and is marked O.I. Sometimes the stock marked O.I. is kept separately for greater convenience. For carrying this oil stock on their person to the sick, priests encase it in a leather pocket as per illustration No. 14. All these oil stocks are kept in a special cabinet, called "Ambry," which is either set in or attached to the wall in the sanctuary or sacristy.

D. SACRED VEILS AND COVERINGS

1. *The Ciborium Veil.* (Illustration No. 1) The ciborium (plural form "Ciboria") should be covered with a veil, the color of which is white.

2. *The Ostensorium Veil.* (Illustration No. 2) A white veil ought to cover the Ostensorium when it is being carried to or from the altar or while it rests upon the altar before or after the actual Exposition.

3. *The Exposition Veil.* (Illustration No. 5) This is a small banner made of silk and attached to a staff with a base. It is used to conceal the Blessed Sacra-



1. CIBORIUM VEIL. 2. MONSTRANCE VEIL. 3. ANTEPENDIUM. 4. TABERNACLE VEIL. 4A. SAME, COMPLETELY COVERING TABERNACLE. 5. EXPOSITION BANNER.

ment when exposed for adoration, while a sermon is being preached. It is sometimes called a "Sanctuary Veil."

4. *The Tabernacle Veil.* (Illustration No. 4) The Sacred Congregation of Rites prescribes that the Tabernacle be covered with a veil called the "Tabernacle Veil" (Conopaeum), or at least that a veil should be hung in front of it. The tabernacle veil is to be of the color of the feast or office of the day, or during a Requiem Mass, violet. It is usually made of silk and is as richly adorned as circumstances will allow.


5. *The Antependium.* (Illustration No. 3) This is a movable frontal made of some fabric which hangs down covering the lower front part of the altar. Wherever it is used, its color should be that of the feast or office of the day. On an altar where the Blessed Sacrament is reserved, it is not permitted to use a black antependium. When a Requiem Mass is celebrated, the antependium must be violet.

E. OTHER CEREMONIAL ACCESSORIES

1. *The Holy Water Pot and Sprinkler.* (Illustration No. 1.) This vessel should be filled with Holy Water only as circumstances demand. Otherwise it, as well as the sprinkler, should be kept dry. Care should be taken lest the vessel corrode and the perforations in the sprinkler become blocked.

2. *The Thurible (Censer) and Incense Boat.* (Illustrations Nos., 3a.) After use, the fire in the thurible should be extinguished and the thurible thoroughly cleaned. Care should be taken to see that the chains are always in good condition and in proper position. The incense boat should be kept in a convenient place, well filled, ready for use.

3. *The Processional Cross.* (Illustration No. 4.) This is a crucifix which is attached to a staff about 6



1. HOLY WATER POT. 2. PATENT SPRINKLER. 3. THURIBLE. 3A. INCENSE BOAT. 4. PROCESSIONAL CROSS. 5. BALDACCHINO. 6. UMBRACULUM. 7. TORCH. 8. LANTERN. 9. ACOLYTE'S CANDLESTICK. 10. PASCHAL CANDLESTICK. 11. TRIANGULAR CANDLESTICK. 12. TRIPLE CANDLE AND CANDLESTICK. 13. BOBACHE. 14. PATENT CANDLE-BURNER. 15. CANDLE LIGHTER AND EXTINGUISHER. 16. MISSAL STAND.

feet long. The staff is usually separable from the crucifix so that the latter may be used without the staff, e.g., at the funeral of a child.

4. *The Processional Canopy or Baldacchino.* (Illustration No. 5.) This is an oblong piece of rich cloth supported by staves and held over the Blessed Sacrament when it is carried in processions.

5. *The Umbraculum.* (Illustration No. 6.) This is a small canopy having the shape of a large umbrella. It is sometimes called "Ombrellino." It is used for short processions within the church or to hold over the Blessed Sacrament until the priest is met at the sanctuary entrance by the bearers of the large canopy. Where circumstances permit, the umbraculum is used when the priest carries the Blessed Sacrament on sick calls.

6. *The Paschal Candlestick* (Illustration No. 10) and the "*Triple Candle*" *Candlestick* (Illustration No. 12). These are used only at Easter time. After their use they should be cleaned and covered and stored to be ready for the following year.

7. *The Triangular Candlestick* (Illustration No. 11). This candlestick is necessary only when Tenebrae services are held, once a year, in Holy Week. Outside of that time it should be stored away carefully.

8. *Acolytes' Candlesticks* (Illustration No. 9), *Altarboys' Torches* (Illustration No. 7) and *Processional Lanterns* (Illustration No. 8). Acolytes' candlesticks are a pair of candlesticks usually 30-36 inches high with tall wax candles, which are carried by the two acolytes at a Solemn Mass and other solemn services. A torch is a short lighted candle affixed to a long staff. These are usually four to eight in number and are carried by the altarboys from the Sanctus until after Communion during High and Solemn Masses. A processional lantern is similar in type to a torch, except that the lighted candle is enclosed in a glass lantern. These are usually carried

by altarboys in processions of the Blessed Sacrament, as on Corpus Christi. In outdoor processions they are particularly useful. Sacristies should contain racks specially fitted to hold torches and lanterns when not in use and they ought to be covered with a cloth to protect them from dust, etc.

9. *Candles, Candlelighters, Incense, Charcoal and other Sacristy Supplies.* Candles should be stored in a cool place. The sacristan should see that a sufficient supply of Mass candles, votive candles, etc., is always on hand.

The candle-lighters (Illustration No. 15) should always be ready for instant use, having a taper in place. The candle extinguisher whether separate or part of the candlelighter should be cleaned frequently, otherwise the wax accumulates and drips upon the altar linens, causing black grease spots. So-called *bobaches*, (Illustration No. 13) which are metal or glass discs with a concave inner surface, will be found very useful when placed on candlesticks, to catch the wax drippings from the burning candles. In like manner *candle-burners*, (Illustration No. 14) which are conelike metal caps, if placed on wax candles, will keep wax candles burning straight and even, and prevent dripping.

When candles are prepared for the various liturgical functions, it should be seen to that they are firmly fitted into the candle sockets so that there will be no danger of toppling over and of causing fire. Never permit them to burn down into the candle socket.

The quality of candles for use at Mass and other functions is determined by the Reverend Pastor.

The number of candles to be burnt on divers occasions is indicated in the following chapters under the heading "Things to Be Prepared."

In regard to incense, charcoal, lighting tapers, and other sacristy supplies, the sacristan should see to it that there is always a reasonable quantity on hand.

All this material should be stored in an orderly manner and preferably in a steel sacristy cabinet, especially and practically arranged for this purpose.

10. *The Missal Stand* (Illustration No. 16). The missal stand, made of metal or wood in various styles, is used on the altar table, to hold the missal. It is proper that the missal stand should be covered with a cloth made of silk, velvet or other material, hanging over its sides, the color of which should be that of the feast or office of the day. When not in use the missal stand, of which there are generally several in every sacristy, should be carefully stored, and if of wood, preferably in a cool place, as otherwise heat affects the glued parts.

F. BOOKS AND CARDS USED FOR SACRED CEREMONIES AND THE CHURCH RECORD BOOKS

There are certain books essential to the performance of the Sacred Rites. These are as follows:

1. *The "Missale Romanum"* (*The Altar Missal*). This is the most important of all the books used in the offering of the Divine Mysteries. It is the official prayerbook of the Church. It is in Latin and contains the text of the "order of the Mass" (The Ordinary of the Mass), which never changes, and of the "proper parts of the Mass," which change throughout the year, as also the Rubrics, i.e., the rules prescribed by the Church for the offering of the Sacrifice of the Mass, and the Rites for certain Blessings. The *Missale Romanum* is made in different sizes and styles of bindings. When not in use, this book should be kept in a case and preferably lie flat in a cool place, as heat is apt to warp its covers.

2. *The "Missale Defunctorum"* (*The Altar Missal for the Dead*). This is a special Missal containing the Masses and Funeral Rites for the Dead. It is used only in Requiem Masses and at Funerals.

3. *The "Rituale Romanum"* (*The Roman Ritual*). This is a book used in the administration of the sacraments and the conferring of various blessings.

4. *The "Liber Epistolarum et Evangeliarum"* (*The Book of Epistles and Gospels*). This is a book as large as the "Missale Romanum." It contains the epistles and gospels for the entire year. It is used by the deacon and subdeacon for the reading of these parts during Solemn Mass. Sometimes the complete "Missale Romanum" is used instead.

5. *The "Cæremoniale Episcoporum"* (*Ceremonial for Bishops*). This is a book containing detailed prescriptions for the performance of the liturgical services generally.

6. *The "Pontificale Romanum"* (*The Roman Pontifical*). This is a book containing only the ceremonies which are performed by Bishops.

7. *The "Graduale Romanum"* (*The Roman Gradual*). It contains the text and chant of the Mass for every day in the year and is used by the choir.

8. *The "Vesperale Romanum"* (*The Roman Vespéral*). This book contains the chant and text for the service of Vespers as sung by the choir.

9. *Divers books and cards used at the Altar:*

a) ALTAR PRAYERS. A book or a card containing prayers which are recited by the priest and the people in English or in a language other than Latin, as e.g., "The Prayers after Low Mass"; "The Divine Praises" recited after Benediction; divers Litanies, etc. It also includes certain liturgical prayers recited by the priest outside of Mass, e.g., "The Asperges," "Benediction of the Blessed Sacrament," etc.

b) ALTAR CARDS. These are three in number, one large-sized and two small-sized cards. They are usually in an ornamental frame. For Requiem Masses, they are either unframed with a black border or in a black frame. The large

card is placed in the center of the altar, leaning against the tabernacle. It contains the "Gloria," "Credo" and some other prayers which the priest says from memory at the center of the altar during Mass. One of the other smaller cards, contains the Gospel of St. John and is placed at the gospel side end of the altar, while the other has the prayers which the priest says while washing his hands and finds its place on the epistle side of the altar.

10. *The Church Record Books.* These are books similar to business ledgers. They are prescribed by the Church for the permanent recording of baptisms, marriages, deaths, confirmations, etc. If circumstances permit safe-keeping, they may be kept in the sacristy. The principal record-books are as follows:

- a) The "Liber Baptizatorum" (Baptismal register);
- b) The "Liber Confirmatorum" (Confirmation register);
- c) The "Liber Matrimoniorum" (Marriage register).

Let the sacristan ever remember "A place for everything, and everything in its place," be it a book, a vessel or a vestment, etc.

CHAPTER II

THE SANCTUARY AND ITS FURNISHINGS

A. THE SANCTUARY

The sanctuary is the most sacred part of the church, the place where the high altar is situated, where the Holy of Holies is kept. It is separated from the nave of the church by the altar or communion rail. The beauty and richness of a sanctuary will depend upon the circumstances of a parish, but in any case and whether it be in city or dale, every sanctuary should be and can be kept spotlessly clean.

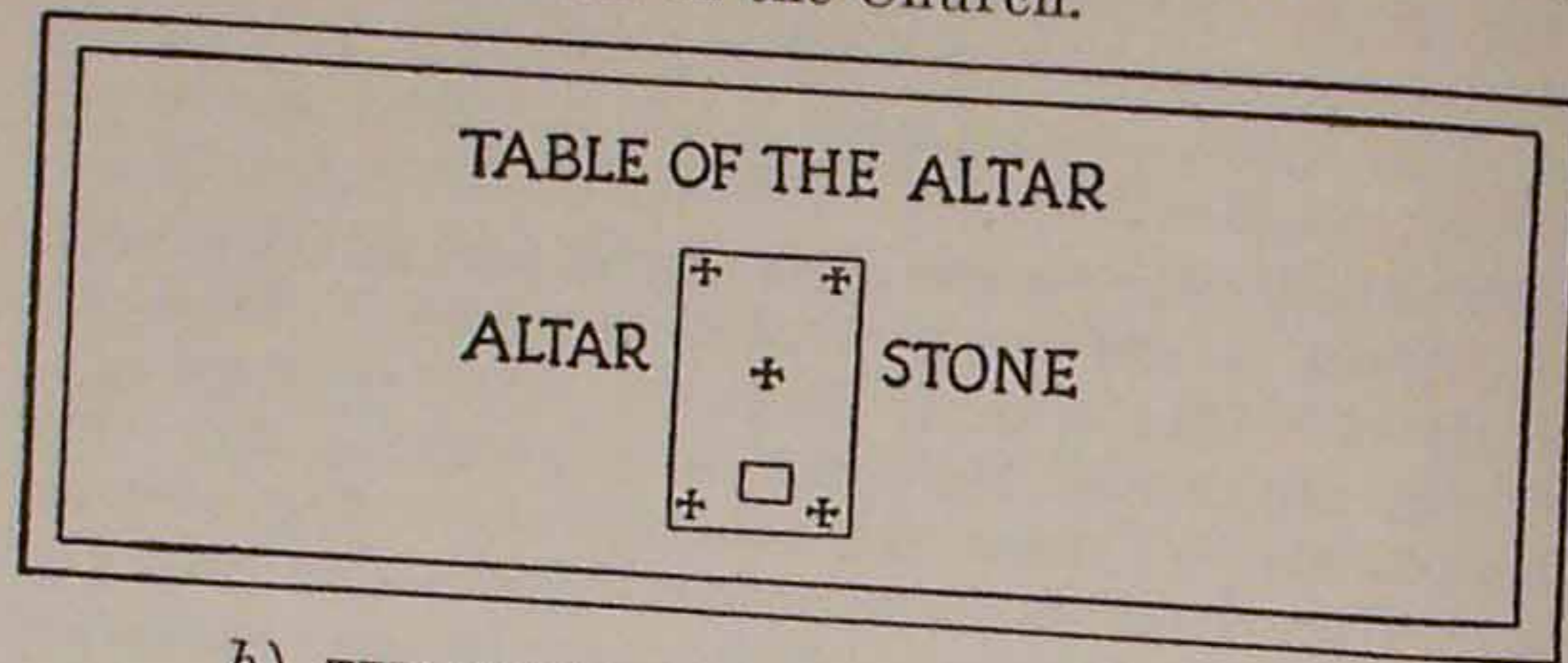
Hence the sacristan should cultivate a love for his tasks, not only from the point of duty, but also from the realization of the sacredness of his position. His conduct, especially the manner of genuflecting, should manifest his interior sentiments; therefore, he should genuflect properly every time he passes before the Blessed Sacrament. The Altar of Repose (where the Blessed Sacrament is reserved) is usually the high altar. It should be kept immaculately clean. Crucifix, candlesticks, linens, veils, and all the ornaments of the altar should be washed or polished frequently. The floor also should be kept spotless.

B. THE FURNISHINGS IN THE SANCTUARY

1. *The Altar.* The altar is the raised structure of wood or stone at which the Mass is celebrated. More correctly, the altar is the stone on which the Holy Sacrifice is offered, for even when the main portion of the altar structure is of wood the chalice and the Host must rest on a slab of stone. So we have two kinds of altars: (a) The Fixed or Immovable Altar;

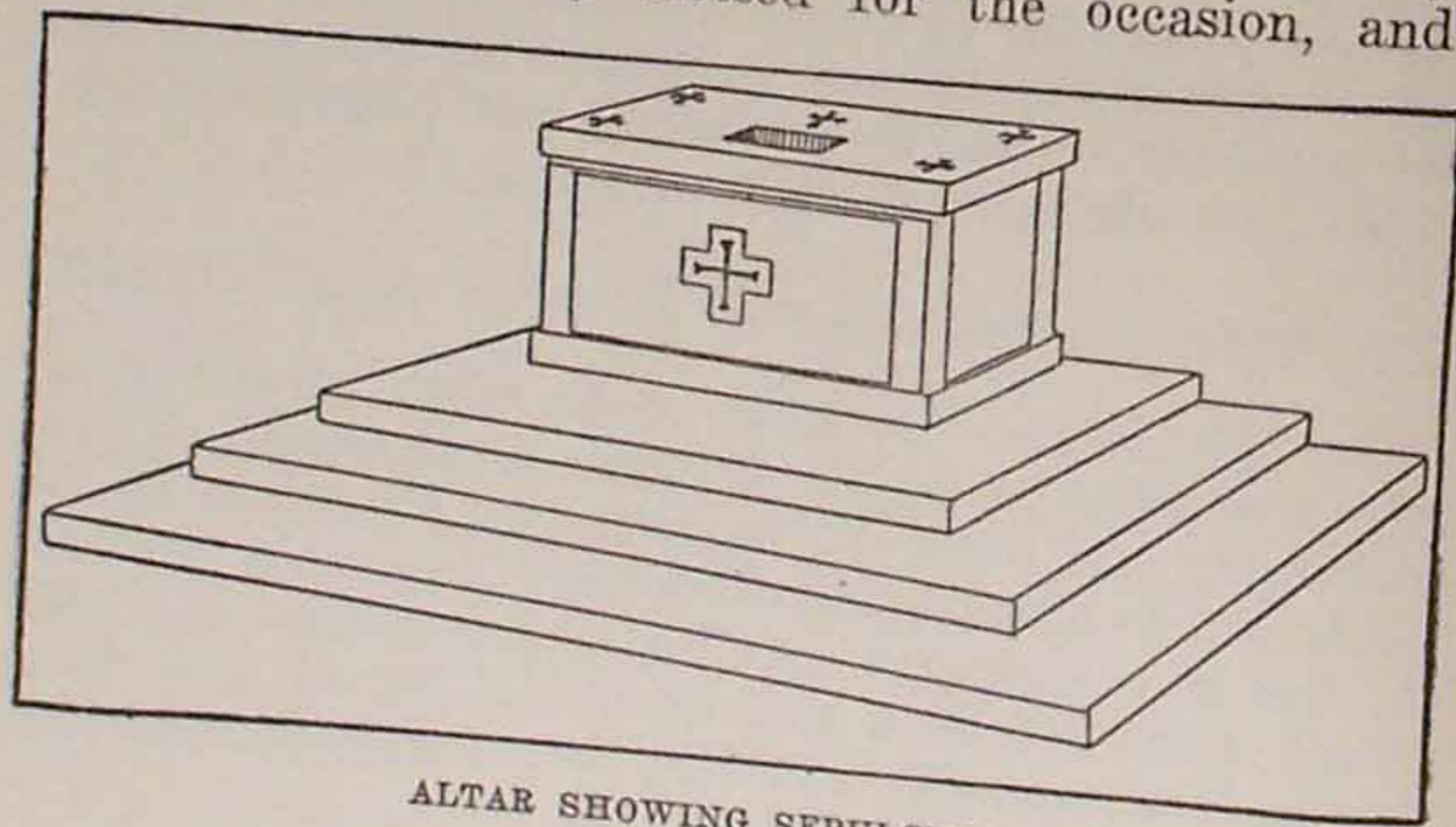
(b) The Movable Altar.

a) THE FIXED OR IMMOVABLE ALTAR. The fixed or immovable altar is one that is permanently fixed to the floor of the Church.



b) THE MOVABLE ALTAR. The movable altar is a rectangular slab of stone, inserted in the middle of the table of a wooden altar structure.

c) THE ALTAR MUST BE SOLEMNLY CONSECRATED. The altar, before it is used for the celebration of Mass, must be solemnly consecrated by the Bishop. The ceremony of consecration is a very long and involved one, in the course of which the altar table, or altar stone, is sprinkled with holy water, specially blessed for the occasion, and



ALTAR SHOWING SEPULCHER.

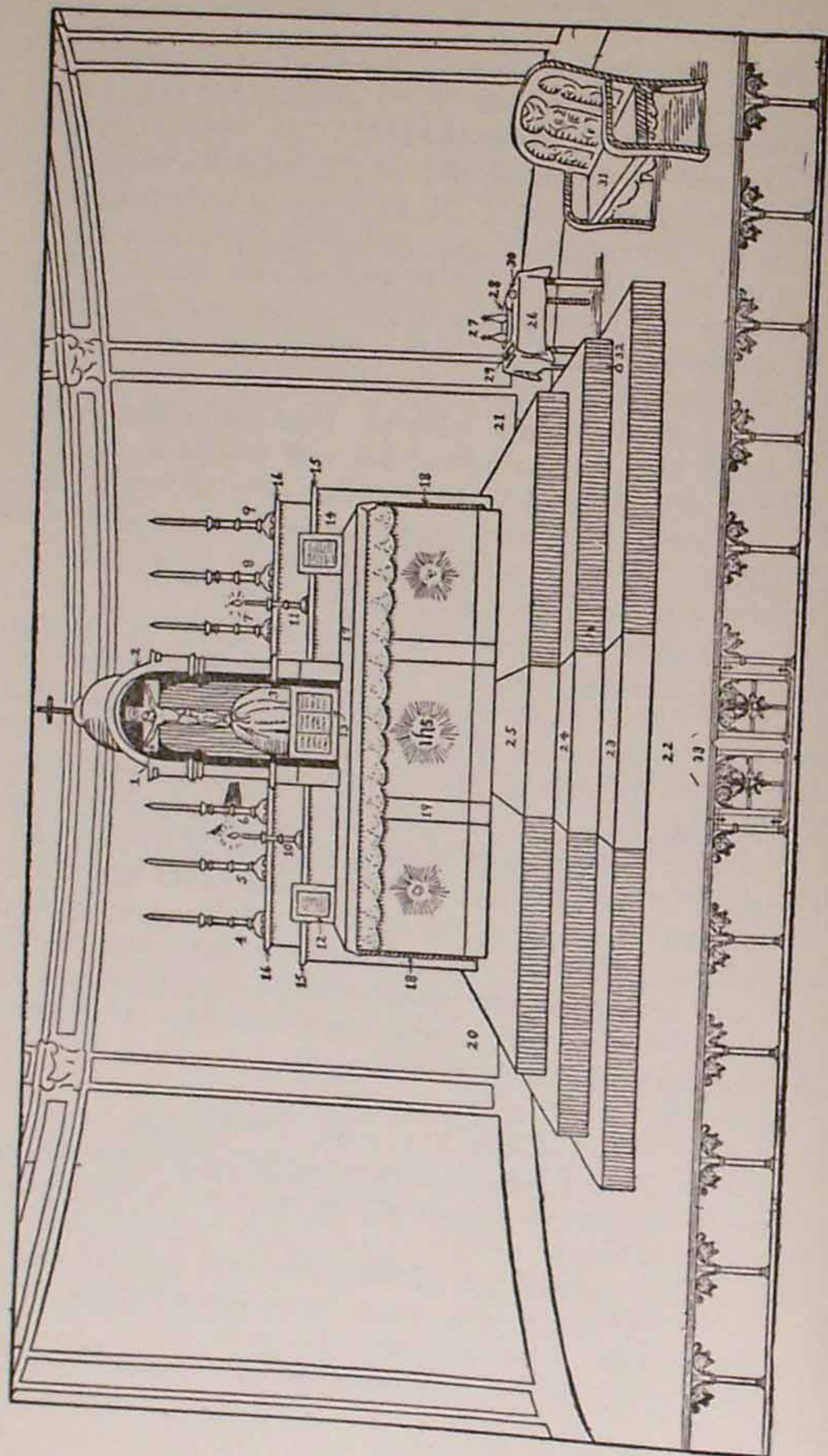
anointed many times with holy oils. Near the end of the ceremony relics of Martyrs are always enclosed in a little cavity cut for that purpose in the center of the altar. (See illustration in table of movable altar.) In evidence of the consecration, five crosses are also cut into the stone, one at each corner and one in the center. The fixed or immovable altar is consecrated as a whole, while the movable altar has only a consecrated slab or stone.

d) THE ACTUAL ALTAR. The real altar is the table and its supports; the rest of the structure, like the steps for the candlesticks and the built up portion in the back which is part of many altars, known as the "Reredos," is added for convenience or ornamentation.

e) ALTAR STEPS. The altar is raised above the floor and approached by steps, usually three but sometimes more, and sometimes only one, an uneven number of steps being always employed.

f) THE ALTAR PARTS AND ACCESSORIES OF THE ALTAR. In the diagram on page 26 there is shown a sanctuary with a high altar as may be seen in the average church. The altar is shown in the manner usual when Low Mass is to be offered. The various parts of the altar, sanctuary and accessories are indicated by means of numbers which agree with the numbers of their names in the following list:

1. Crucifix.
2. Canopy or throne of the altar.
3. Tabernacle covered by veil (wherever used the veil is of the color of the day or white).
- 4-9. Large candlesticks (are lighted only for High or Solemn Mass, Benediction and some other solemn services).
- 10-11. Small candlesticks (are lighted



only for Low Mass and at certain ceremonies relating to the Holy Eucharist).

12, 13, 14. Altar cards. (The larger is in the center, containing prayers which the priest reads at the Offertory and Canon. The smaller one on the epistle side has the prayers read by the priest when washing his hands after the Offertory. The other smaller one on the gospel side has the Gospel of St. John, which is the most frequently read at the end of Mass.)

15. First gradine or candlebench for the smaller candlesticks.

16. Second gradine or candlebench for the larger candlesticks.

17. Mensa or altar table.

18. Altar table coverings. The Altar table is covered with one wax and three linen cloths. The fourth or top of linen frequently edged with lace hangs down over the side of the altar to the floor. Outside of the celebration of Mass, or of other functions, the mensa or table of the altar is covered with a cloth, usually of felt, in any of the colors of the church except black, to protect it from dust.

19. Antependium or frontal (wherever customary a cloth of the color of the day hangs down in front of the altar).

20. Gospel side of the altar.

21. Epistle side of the altar.

22. Sanctuary floor.

23. First altar step.

24. Second altar step.

25. Predella or altar platform (sometimes called the footpace).

26. Credence table.

27. Water and wine cruets.

28. Finger basin.
29. Towel.
30. Communion paten.
31. Sedilia or priests' bench.
32. Bell.
33. Communion rail.
34. Missal stand.
35. Ambry for holy oils. A wooden or metal cabinet hung on or set in the wall of the sanctuary usually on the gospel side, or also in the sacristy for safekeeping of the Holy Oils.

NOTE: The side altars which are generally found in every parish church are decorated and cared for with the same exactness as the main altar as circumstances and occasions permit.

2. Directions Regarding Certain Altar Ornaments and Sanctuary Accessories.


a) THE ALTAR LINENS. Any altar on which Mass is to be said must be covered with three linen cloths properly blessed. The uppermost cloth (top cloth) shall hang down on each side of the altar to the floor (the cere or wax cloth which covers the altar stone or the entire mensa if of stone is not counted as one of these linen cloths).

b) THE ALTAR CRUCIFIX. On every altar on which Mass is said there shall be placed a cross, bearing a figure of the Crucified One (a crucifix) in the middle of the altar between the large candlesticks. It must be plainly visible to the celebrant of the Mass and the people. It is never allowed so as to protect it from dust, to cover the altar crucifix with a cloth or to put a smaller one in its place.

c) THE CANDLESTICKS AND CANDELABRA. Upon the main altar, there shall be six large candlesticks. There may also be two smaller candle-

sticks, one on either side of the tabernacle. These are lighted at Low Mass, instead of the six large candles. For greater ornamentation and solemn occasions, candelabra or branch candlesticks may be added. Candlesticks or candelabra may not be covered with veils or hangings at any time, not even in the seasons of Advent and Lent nor at funerals may they be covered with violet or black hangings.

d) THE CANDLES, THEIR COLOR AND QUALITY. It is immaterial whether the color of the candles is white or yellow but they must be wax. However, where circumstances permit, it is fitting that in the Mass and Office of the Dead and during the seasons of Advent and Lent unbleached candles, which are dark yellow in color, should be used; while on feasts and solemnities, particularly when the Blessed Sacrament is exposed, white candles are proper.



ALTAR SHOWING THREE LINEN CLOTHS.

e) THE MANNER OF LIGHTING AND EXTINGUISHING CANDLES. The lighting and extinguishing of the candles on the altar takes the following order: Start at the epistle side, beginning with the one nearest the tabernacle first and continuing toward the end of the altar; then take those on the gospel side, again beginning with the one nearest the tabernacle and continuing with the others in their order. When extinguishing them, the order is reversed, so that the first candle lighted is the last one extinguished.

f) REMOVAL OF CERTAIN ALTAR ORNAMENTS BEFORE EXPOSITION OF THE BLESSED SACRAMENT. The altar crucifix may remain in its place or it may be removed, according to the custom of the place. If there are any statues on the altar upon which the Blessed Sacrament is exposed, these are to be covered with white veils. However, statues on any other altar or place in the church need not be covered.

NOTE: If a sermon is preached when the Blessed Sacrament is solemnly exposed on the altar, a veil or small banner called Exposition or Sanctuary Veil should be placed before the Blessed Sacrament.

g) RELICS AND STATUES. These are permitted to be placed on the altar between the candlesticks, except when the Blessed Sacrament is exposed. The more worthy are placed on the gospel side of the altar and near the Crucifix.

h) FLORAL DECORATIONS. Natural flowers and plants, as also artificial flowers of silk, are permitted upon the altar especially on festive days. These adornments should be removed during penitential seasons when the Mass or Office of the season is said. Exceptions to this rule are: the third Sunday of Advent (Laetare); the fourth Sunday of Lent (Gaudete); Holy Thurs-

day; Holy Saturday; the Vigil of Christmas; and the Feast of the Holy Innocents.

Flowers should be removed from the altar at Requiem Masses.

Nothing whatsoever should be placed upon the altar but what pertains to the Holy Sacrifice of the Mass or the ornamentation of the altar itself. Nothing whatsoever may be placed before the tabernacle. Upon the tabernacle nothing may be placed except the crucifix.

i) THE SANCTUARY LAMP. This lamp usually hangs in the center of the sanctuary before the tabernacle. It must be kept burning day and night. This is a strict obligation and the sacristan should see that the lamp is ever ready to fulfill its purpose.

j) THE COMMUNION RAIL. The linen cloth at the communion rail wherever it is customary to have one, must always be a clean one. The communion paten or plate, which is now generally in use, should be washed daily and polished frequently.

NOTE: "The communion paten or plate according to the instructions of the Sacred Congregation of the Sacraments, dated March 26, 1929, (*Acta Ap. Sedis*, XXI, 631-639), to the Bishops, prescribes that the communion paten be used in churches under their jurisdiction. The linen cloth is even prescribed now, but whether its use is of grave obligation is somewhat in doubt. It will be best for the sacristan to follow the Reverend Pastor's directions in this regard.

k) SHRINES AND VOTIVE STANDS. Care should be taken that candles and tapers are provided for shrines and that every danger of fire is removed. Votive stands require frequent attention lest they become "eye-sores."

CHAPTER III

THE PREPARATIONS FOR THE CELEBRATION OF HOLY MASS

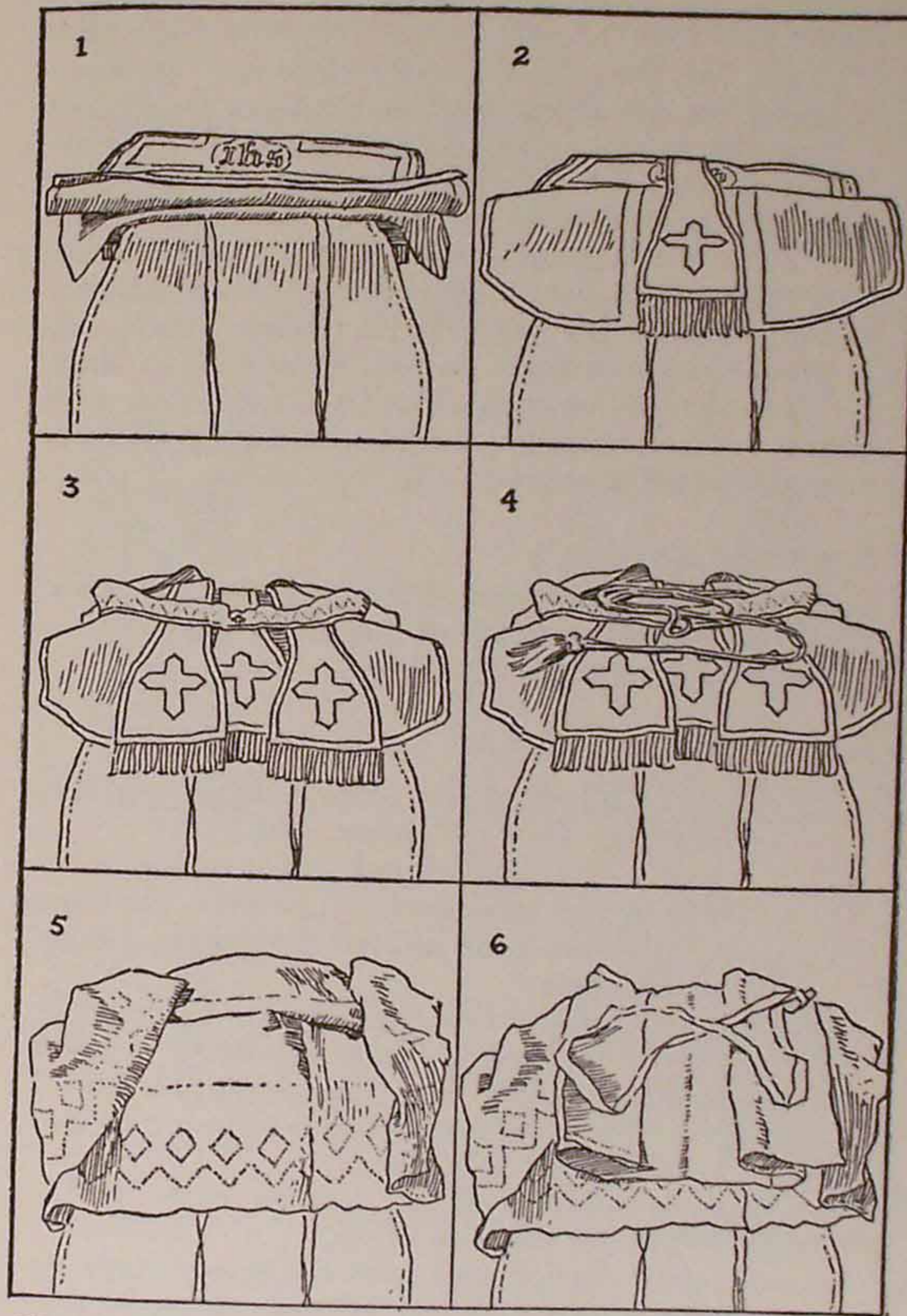
The Holy Sacrifice of the Mass is offered up daily. Therefore it is the most important daily duty of the sacristan to see that all things necessary are properly prepared for the service. As the Holy Sacrifice of the Mass that is offered is usually a Low Mass, it is advisable to learn well in the very beginning what preparations to make for it, as there is very little difference in the preparation in the sacristy or on the altar for a Low Mass or a High Mass so far as the duties of the sacristan are concerned. The picture, page 26 shows the altar prepared for Low Mass, together with all things required in the sanctuary.

I. General Preparations

1. IN THE SACRISTY.

a) *The Arrangement of the Vestments for Holy Mass.* The sacristan should make sure of the color of the vestments to be used for Holy Mass. They are then so arranged upon the vesting table that the last one the priest puts on (the chasuble) is the first one laid upon the table, with the others arranged in order. Thus, the sacristan places the chasuble back up, folded, upon the table, then over it arranges the stole so that the priest may grasp it in the middle. The maniple, cincture and alb follow in order. Lastly the veil and burse are placed on top of all. (See illustrations page 33.)

NOTE: Each priest has his own purificator and amice, which he personally cares for. The sacristan regularly



ONE METHOD OF LAYING OUT VESTMENTS, PROGRESSIVELY AS FOLLOWS: 1. CHASUBLE. 2. MANIPLE. 3. STOLE. 4. CINCTURE. 5. ALB. 6. AMICE.

replaces soiled amices and purificators with clean ones.

b) *The Preparation of the Chalice.* In many instances, the priest himself prepares the chalice and the missal. But whenever this duty is assigned and permitted to the sacristan, the procedure is as follows:

First see that the chalice is free of dust or any foreign particles. Then place the purificator folded, over the top of the chalice; upon this place the paten with the host to be used at Mass. Place the pall over these and then cover all with the veil. Lastly the burse, containing the corporal, is set upon the veil.

2. ON THE ALTAR.

a) *The Preparation of the Altar for Low Mass.*

The following items comprise all the preparations necessary for Low Mass.

- (1) Crucifix.
- (2) Three white linen cloths—top one, touching floor on either side.
- (3) Two lighted candles—one on either side of the tabernacle. (In some churches a third candle is lighted during the Canon of the Mass.)
- (4) Tabernacle veil—same color as the vestments used at Mass. However, a black tabernacle veil is never permitted where the Blessed Sacrament is reserved. In that case, it must be violet.
- (5) Antependium. Same color as the vestments used at Mass.
- (6) The Missal upon the missal stand on epistle side of altar. Front of stand parallel with altar. The side edge of the closed missal is turned toward the tabernacle.



The Chalice



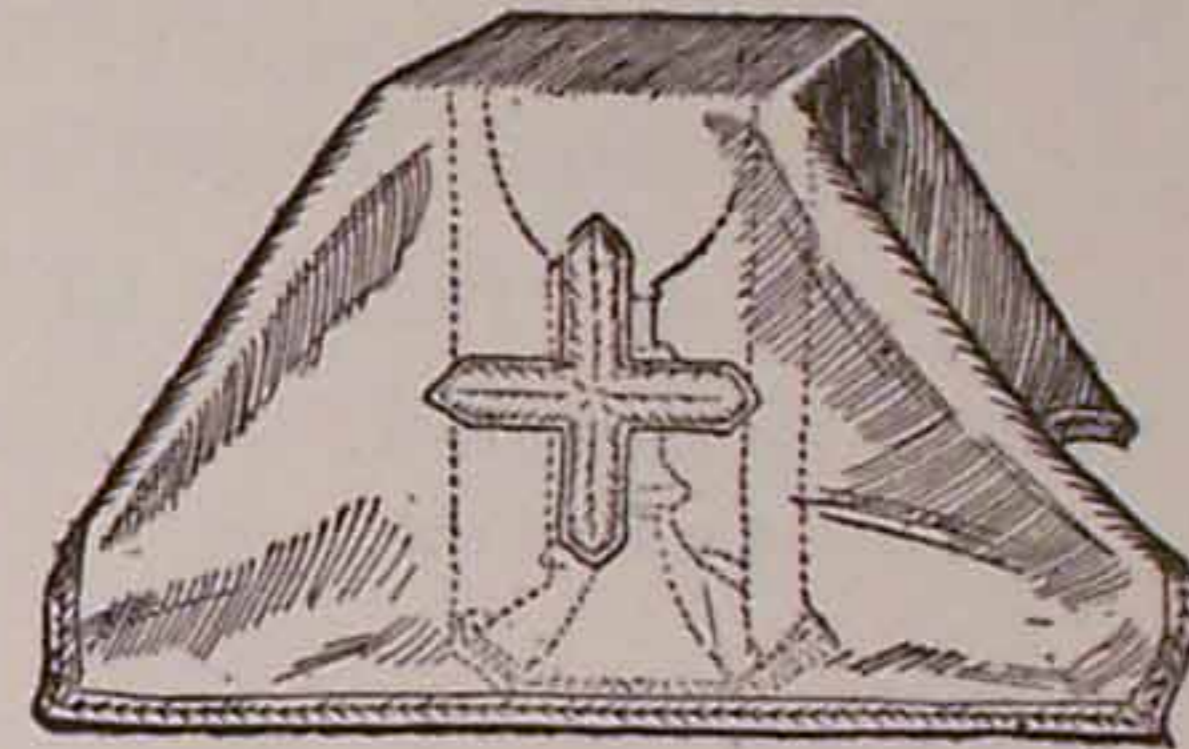
Chalice and Purificator



Chalice, Purificator and Paten with host




Chalice, Purificator, Paten and Pall



All now covered by Chalice Veil—note the different parts under the Veil



The Burse and the Corporal



The Chalice completely covered

PREPARATION FOR HOLY MASS

- (7) Altar Cards.
- (8) Card or book, "Altar Prayers," for Prayers after Low Mass.
- (9) Bell on lower step; sometimes on Credence Table until "Lavabo."

3. ON THE CREDENCE TABLE.

The following articles are placed on the Credence Table:

- (1) Wine and Water Cruets, filled.
- (2) Finger Bowl and Towel.
- (3) Communion Paten.

II. Detailed Schedule of Preparations for the Various Masses and Services

A. FOR A LOW MASS

1. IN THE SACRISTY.

- (1) Chasuble
- (2) Stole
- (3) Maniple
- (4) Cincture
- (5) Alb
- (6) Chalice veil
- (7) Burse
- (8) Chalice (if the sacristan is permitted to handle it).

2. ON THE ALTAR.

- (1) Two lighted Mass candles
- (2) The missal on stand
- (3) The three altar cards
- (4) Prayer card on altar step
- (5) Bell—On step or credence table.
- (6) Tabernacle veil. (Color of the day)
- (7) Antependium. (Color of the day)

3. ON CREDENCE TABLE

- (1) Wine and water cruets filled.



Priest in Amice



Priest in Alb



Priest adjusting the Cincture



Priest putting Maniple on left arm



Priest with the Stole



Priest in Chasuble is now completely Vested

HOW THE PRIEST VESTS.

PREPARATION FOR HOLY MASS

(2) Finger bowl
and towel.

(3) Communion
paten.

NOTE: *For a Mass said in black vestments.* The tabernacle veil in this case must be violet or the color of the day. It may never be black. The antependium (if any) should be violet. In place of the regular missal, the "black" or "Requiem Missal" called "Missale Defunctorum" is used. There should be no flowers upon the altar.

B. FOR A "MISSA CANTATA"

(Sung Mass with One Priest)

1. IN THE SACRISTY.

a) *If the "Asperges" precedes High Mass.*

(1) Holy Water pot with water to be blessed for the "Asperges," sprinkler, ritual and salt.

(2) On the Vesting Table: Stole, cincture, alb, cope. The chasuble and maniple are placed upon the sedilia (priests' bench) in the sanctuary.

(3) The chalice and missal are prepared by the priest and placed upon the altar.

b) *If there be no "Asperges" before Mass.*
All arrangements in the sacristy are the same as for Low Mass page 36

2. ON THE ALTAR.

(1) Six lighted high candles.

(2) The veiled chalice upon the corporal on altar table.

(3) The missal is on stand and open at proper place.

(4) The three altar cards.

(5) Bell (on step or on credence table).

FOR SOLEMN MASS

(6) Tabernacle veil (Color of the day).

(7) Antependium (Color of the day).

3. ON CREDENCE TABLE.

(1) Wine and water cruets filled.

(2) Finger bowl and towel.

(3) Communion paten.

NOTE: *For a High Mass said in Black vestments.* The tabernacle veil in this case must be violet or the color of the day. It may never be black. The antependium (if any) should be violet. In place of the regular missal, the "Requiem Missal" called "Missale Defunctorum" is used. There should be no flowers on the altar.

C. FOR A SOLEMN MASS

(Sung Mass with Three Priests)

1. IN THE SACRISTY.

a) *If there be no "Asperges" before Mass.*

THE ARRANGEMENTS OF VESTMENTS IN THE SACRISTY:

<i>For the Subdeacon (Left)</i>	<i>For the Celebrant (Center)</i>	<i>For the Deacon (Right)</i>
(1) Dalmatic	(1) Chasuble	(1) Dalmatic
(2) Maniple	(2) Stole	(2) Stole
(3) Cincture	(3) Maniple	(3) Maniple
(4) Alb	(4) Cincture	(4) Cincture
(5) Amice	(5) Alb	(5) Alb
	(6) Amice	(6) Amice

OTHER ACCESSORIES IN THE SACRISTY:

(1) Acolytes' candlesticks with lighted candles.

(2) Thurible, charcoal lighted, incense boat filled.

(3) Processional cross (where used).

(4) Altar Boy's torches (where customary).

b) *If there be "Asperges" before Mass.*

1. THE ARRANGEMENT OF VESTMENTS IN THE SACRISTY:

The vestments are arranged in the same manner as described above, with the following exceptions:

(1) The chasuble and maniple for the celebrant are arranged on the sedilia in the sanctuary.

(2) The maniples respectively for the deacon subdeacon and celebrant are likewise placed on the sedilia.

OTHER ACCESSORIES

These are the same as given above, with additionally the Holy Water Pot and Sprinkler.

2. ON THE ALTAR.

(1) Six lighted high candles.

(2) The missal on stand open at proper place.

(3) The three altar cards.

(4) The "Asperges" Prayer card or whatever other manual is used for that purpose on the altar steps.

(5) The bell—(On altar steps or credence table).

(6) Tabernacle veil (Color of the day).

(7) Antependium (Color of the day).

3. ON THE CREDENCE TABLE

(1) Wine and water cruets filled.

(2) Finger bowl and towel.

(3) Communion paten (In case Holy Communion is given).

(4) The veiled chalice covered with the humeral veil. (This will be done by the subdeacon).

(5) Book of epistles and gospels—in a convenient place on epistle side.

D. REQUIEM MASSES AND FUNERAL SERVICES

The preparation for a Requiem Mass, whether it be a Low or High Mass, differs but little in regard to the preparations, from the usual Masses of the day.

However, in the following schedules, directions are given for the preparations in the sacristy and sanctuary for the various ceremonies.

I. FOR A LOW MASS, BODY NOT PRESENT.

1. IN THE SACRISTY.

The vestments are arranged as usual for Low Mass (see page 36) but their color is black.

2. ON THE ALTAR.

(1) Two lighted Mass candles.

(2) The "Requiem Missal" (Missale Defunctorum) closed on stand, with open edge facing tabernacle (unless carried to altar by altarboy).

(3) The three altar cards. (Wherever possible, the set used in Masses for the Dead is in black frames).

(4) Prayer card on altar step.

(5) Bell (on altar step).

(6) Tabernacle veil, violet or color of the day.

(7) Antependium, violet in case the Blessed Sacrament is reserved, otherwise black.

(8) Flowers are not to be on altar.

3. ON THE CREDENCE TABLE.

(1) Wine and water cruets filled.

(2) Finger bowl and towel.

(3) Communion paten.

II. FOR A "MISSA CANTATA" OF REQUIEM, BODY NOT PRESENT

(*Sung Mass With One Priest*)

1. IN THE SACRISTY.

All things are prepared in the same manner

as for a *Low Mass for the Dead* except that the chalice covered with veil is upon the altar, resting on the corporal, and that the Requiem Missal (*Missale Defunctorum*) is on the stand, open at the proper place.

2. ON THE ALTAR.

All is the same as in a *Low Mass for the Dead* except that there are four or six (as custom may prescribe) lighted high candles (these candlesticks should not be covered with black or violet hangings). The covered chalice and the Missal are on the altar table.

III. FOR A SOLEMN REQUIEM MASS,
BODY NOT PRESENT

(*Sung Mass with Three Priests*)

1. IN THE SACRISTY.

- (1) The vestments, the color of which is black, are arranged as usual for a "Solemn Mass" with three priests. (See page 39.)
- (2) Torches for altar boys are not required.
- (3) Thurible with lighted charcoal and incense boat.

2. ON THE ALTAR.

- (1) Six lighted high candles. It is desirable to have the candles of unbleached wax.
- (2) The "*Missale Defunctorum*" on stand, opened at proper place.
- (3) The three altar cards. (If possible in black frames.)
- (4) Bell (on step or on credence table).
- (5) Tabernacle veil, violet or color of the day.
- (6) Antependium, violet in case the Blessed Sacrament is reserved, otherwise black.
- (7) No flowers on altar.

3. ON THE CREDENCE TABLE.

Everything is prepared as for a "Solemn

Mass" with three priests (see page 40). However, the humeral veil is omitted.

IV. FOR A REQUIEM MASS FOLLOWED BY ABSOLUTION,
THE BODY BEING PRESENT.

The preparation to be made in the sacristy and in the sanctuary when a Requiem or Funeral Mass is said, the body being present, are the same as and identical in character with those made for "Low Mass for the Dead," "Missa Cantata for the Dead" with one priest, or "Solemn Mass for the Dead" with three priests, according to whichever form takes place. However, there are some additional items to be gotten ready and these are as follows:


1. IN THE SACRISTY.

- (1) Black cope.
- (2) Processional cross.
- (3) Holy water pot and sprinkler.
- (4) Acolytes' candlesticks.
- (5) Thurible with charcoal lighted and incense boat.
- (6) The "*Rituale Romanum*" (or whatever other Manual is used for the "Absolution" after Mass).

2. IN THE CENTER AISLE OUTSIDE OF SANCTUARY.

Six funeral candlesticks with lighted candles (unbleached if possible). These are placed, three on each side of coffin. In some churches, especially when the aisle is narrow, provisions are made to place these candles on holders attached to the inside of the pews, instead of locating them in the aisle.

NOTE: *If Absolution takes place after a Requiem Mass when the body is not present:* If for some good reason the body is not taken to the church, a catafalque, which takes the place of the coffin is placed in the center aisle before the sanctuary. If a catafalque is



CATAFALQUE COVERED WITH PALL.

not available, a black cloth, spread flat on the floor, may replace it. The catafalque or black cloth are also required when Masses for the dead said on other occasions are followed by the Absolution. Otherwise the same arrangements are made as if the body were present.

V. FOR SERVICES IN THE CEMETERY.

When the priest according to whatever custom is followed accompanies the body to the cemetery, a surplice, black stole, holy water pot with sprinkler and the Ritual must be ready for the ceremony at the grave. If the grave is to be blessed, the thurible containing lighted charcoal and the incense boat are also necessary.

VI. FOR FUNERALS OF ADULTS OUTSIDE OF MASS.

If for any good reason the body of an adult is brought to the church to be blessed, at a time of day,

e.g., in the afternoon, when a Mass is not permissible, the following preparations are made:

- | | |
|---|---|
| <p>1. IN THE SACRISTY.</p> <p>(1) Surplice.</p> <p>(2) Black cope.</p> <p>(3) Black stole.</p> <p>(4) Holy water pot and sprinkler.</p> <p>(5) Processional cross.</p> <p>(6) Thurible with charcoal lighted and incense boat.</p> <p>(7) Acolytes' candlesticks with lighted candles.</p> <p>(8) Ritual or other suitable manual for burial service.</p> | <p>2. ON THE ALTAR.</p> <p>(1) Six lighted high candles.</p> <p>(2) Tabernacle veil, violet or color of day.</p> <p>(3) Antependium, violet if Blessed Sacrament is reserved; otherwise, black.</p> |
|---|---|
3. IN THE CENTER AISLE.
- Six funeral candlesticks with lighted candles, the latter of unbleached wax, if possible. These candlesticks are placed, three on each side of the coffin.

VII. FOR FUNERAL MASS AND BURIAL OF INFANTS.

The following preparations are made for a funeral Mass for an infant, that is, under seven years of age.

a) For the Mass followed by the Burial Service.

1. IN THE SACRISTY.
- (1) The vestments, which are white in color, are arranged as usual for one or three priests, as occasion requires. (For Low Mass page 36; for "Missa Cantata" page 38; for "Solemn Mass" page 39).
- (2) White cope.

(3) The Processional cross *without its shaft* (any other kind of portable crucifix may be used).

(4) Holy water pot and sprinkler.

(5) The thurible with lighted charcoal and incense boat (used only during Mass, not for the service at the coffin).

(6) Acolytes' candlesticks with lighted candles (for service at coffin).

(7) Ritual (for service at coffin).

NOTE: If it is customary to ring the church bells this is done joyously. They are not tolled.

2. ON THE ALTAR.

(1) All arrangements as the occasion and dignity of the Mass, whether a Low Mass or otherwise, require.

(2) Flowers are permitted as a decoration for the altar.

3. ON THE CREDENCE TABLE.

Everything as usual in keeping with the solemnity of the Mass.

4. IN THE CENTER AISLE.

Six candlesticks (not black) with lighted yellow wax candles may be placed around the coffin, as at funerals for adults.

b) For the Burial Service of Infants Outside of Mass.

1. IN THE SACRISTY.

(1) Surplice.

(2) White stole.

(3) White cope.

(4) Holy water pot and sprinkler.

(5) Processional cross without staff.

(6) Acolytes' candlesticks with lighted candles.

(7) Ritual.

2. ON THE ALTAR.

(1) Six lighted high candles.

(2) Tabernacle

veil, color of the day. 3. IN THE CENTER AISLE.
 (3) Antependium, Six candlesticks
 color of the day. (not black) with
 lighted yellow wax
 candles, if customary.

E. FOR NUPTIAL MASSES.

Except in forbidden times, the Nuptial Mass is said immediately following the marriage ceremony. The sacristan sees that all things are prepared for the Mass and the ceremony preceding the Mass, according to the customs of the place, particularly that the kneeling benches for the bridal party are in their proper places. The altar may be adorned in keeping with the solemnity of the occasion.

In the sacristy the vestments are arranged as usual for a "Low Mass," a "Missa Cantata," or a "Solemn Mass." However, the maniple of the celebrant of the Mass, providing he also performs the marriage ceremony, is put in a convenient place in the sanctuary, usually upon the altar, or altar steps, where he may easily obtain it in order to put it upon his arm before beginning to say Mass.

I. FOR A NUPTIAL LOW MASS.

1. IN THE SACRISTY.

(1) The vestments are arranged as usual for "Low Mass" (see page 36). As to the color of the vestments, it is advisable to make inquiry of the priest.

(2) The maniple, however, is placed on the altar or altar steps in the sanctuary, for ready use after the marriage ceremony.

2. ON THE ALTAR.

(1) Everything is prepared as usual for a "Low Mass."

(2) Decorations of a special nature, provided of dignified character, are permissible on the altar.

(3) A small table conveniently placed on the predella (platform) for the holy water pot and sprinkler and the tray for the ring. If the altar boy, however, carries these, the table is not necessary.

3. ON THE CREDENCE TABLE.

Here all is arranged as for "Low Mass."

An extra missal or book for nuptial blessing where customary is provided.

4. IN THE SANCTUARY.

The kneeling benches for the bridal couple should be placed in sanctuary. Two additional benches may be necessary for the "best man" and the "bridesmaid."

NOTE: If the marriage ceremony takes place outside of Mass, see page 88.

II. FOR A NUPTIAL "MISSA CANTATA"

(Sung Mass With One Priest)

1. IN THE SACRISTY.

(1) Vestments are arranged same as for a nuptial Low Mass. Inquire what color vestments are to be worn.

(2) Maniple is placed in its proper place in sanctuary.

(3) The chalice and missal are prepared by the priest and placed on the altar.

2. ON THE ALTAR.

(1) Six lighted high candles.

(2) The veiled chalice is upon the corporal on altar table.

(3) The missal is on stand and open at proper place.

(4) Holy water pot and sprinkler
(5) Tray for ring.

{ on small
table un-
less altar-
boy holds
them.

(6) The three altar cards.

(7) Bell on step or on credence table.

(8) Adornments as circumstances require.

(9) Tabernacle veil, white or the color of the day.

(10) Antependium, white or the color of the day.

3. ON THE CREDENCE TABLE.

All as usual for any "Missa Cantata" (See page 38).

An extra missal or book for nuptial blessing where customary is provided.

4. IN THE SANCTUARY.

NOTE: Prepare the kneeling benches for the bridal party as may be required.

III. FOR A SOLEMN NUPTIAL MASS

(Sung Mass with Three Priests)

1. IN THE SACRISTY.

(1) The vestments for the celebrant and assisting priests are arranged for the usual "Solemn Mass" (see page 39). However, the celebrant's maniple is put in a convenient place in the sanctuary. As to the color of the vestments make inquiry.

(2) Thurible with lighted charcoal and incense boat.

(3) Acolytes' candlesticks with lighted candles.

(4) Altar boys' torches (where customary).

(5) Any other arrangements as required by circumstances.

2. ON THE ALTAR.

- (1) Six lighted high candles.
 - (2) The missal on stand and open at proper place.
 - (3) Holy water pot and sprinkler
 - (4) Tray for ring.
- { on a small table or held by the altar boy.
- (5) The three altar cards.
 - (6) Bell on step or credence table.
 - (7) Tabernacle veil, white or the color of the day.
 - (8) Antependium, white or the color of the day.
 - (9) Adornments as required by circumstances.

3. ON THE CREDENCE TABLE.

- (1) Wine and water cruets filled.
- (2) Finger bowl and towel.
- (3) Communion paten.
- (4) Veiled chalice covered by humeral veil.
- (5) Book of epistles and gospels on epistle side.
- (6) Extra missal or book for nuptial blessing where customary.

4. IN THE SANCTUARY.

Prepare the kneeling benches for the bridal party as may be required.

F. FOR A PRIEST'S FIRST SOLEMN MASS.

A priest's first Mass is always a Solemn High Mass, where circumstances permit. All things are therefore prepared as on page 39. However on such occasions in addition to the celebrant, the deacon and subdeacon another priest, named the Arch-Priest, who assists the celebrant, is permitted. He may wear a stole and cope over the surplice, using the same color

for the cope and stole as the vestments of the Mass. A chair should be placed near the sedilia for the Arch-Priest.

The Altar should be beautifully adorned on such an occasion. The vestments are the color of the day but gold vestments are permissible in place of white, red or green.

CHAPTER IV

THE PREPARATIONS FOR BENEDICTION AND EXPOSITION OF THE BLESSED SACRAMENT.

A. Preparation of the Altar for Benediction.

- (1) The altar table cover or dust cloth, i.e., the green or red cloth that covers the linen altar cloths, should be removed.
- (2) The Tabernacle veil and antependium should be white.
- (3) At least twelve candles should be lighted exclusive of the six high candles.
- (4) The crucifix may remain in place or may be removed according to the custom of the place.
- (5) The burse and tabernacle key should be upon the altar.
- (6) A corporal should be placed upon the throne, upon which the monstrance will rest.
- (7) The monstrance may be upon the altar covered with a white veil.
- (8) The prayer card or book containing the Benediction prayers and the incense boat, unless the latter is carried by the thurifer or another altar boy, as well as the bell, should be upon the altar steps on the epistle side.
- (9) Fresh flowers should adorn the altar.
- (10) The humeral veil is always white and should be in a convenient place in the sanctuary.

B. Preparations in the Sacristy.

I. FOR BENEDICTION WITH ONE PRIEST.

- (1) Surplice, white stole and white cope.
- (2) Thurible prepared with lighted charcoal.

(3) Candlesticks with lighted candles for acolytes.

(4) Altar boys' torches where the custom prevails.

II. FOR SOLEMN BENEDICTION WITH THREE PRIESTS.

(1) The altar is prepared as directed on page 52.

(2) In the sacristy the vestments are arranged as follows:

<i>Subdeacon.</i> (Left)	<i>Celebrant.</i> (Center)	<i>Deacon.</i> (Right)
Dalmatic— white.	Cope—white. Stole—white.	Dalmatic— white.
Alb.	Cincture.	Deacon's stole— white.
Cincture.	Alb.	Cincture.
Amice.	Amice.	Alb. Amice.

NOTE: If an additional priest or deacon exposes the Blessed Sacrament, a surplice and white stole must be prepared for him. If he be a deacon, he wears the deacon's stole.

C. The Color of the Vestments for Benediction.

The color should be white. However, if Benediction of the Blessed Sacrament follows immediately after Mass or the recitation of the Divine Office so that the celebrant does not retire from the sanctuary, and the Benediction, although the litany be chanted, is not regarded as a function entirely distinct and separate, the same color that was used for the Mass or Office, provided it was not black, may be retained. The same tabernacle veil and antependium may also be retained. The humeral veil is always white.

*D. For Benediction with the Ciborium.**(Private Benediction)*

Should Benediction with the Ciborium be given, the following preparations are made:

1. IN THE SACRISTY.

- (1) Surplice.
- (2) Stole—white.
- (3) Acolytes candlesticks with lighted candles (not strictly necessary).
- (4) Thurible may be prepared (not strictly necessary).

2. ON THE ALTAR.

- (1) Burse with corporal.
- (2) Six lighted wax candles.
- (3) Tabernacle key.
- (4) Card with Benediction prayers on step.
- (5) Bell on step.
- (6) Flowers appropriate but not necessary.
- (7) Humeral veil in convenient place.

NOTE: If Benediction with the ciborium is given immediately after Mass, the celebrant does so wearing the Mass vestments, except that he removes the Maniple.

E. Exposition of the Blessed Sacrament Before Mass.

It sometimes happens that Exposition takes place before Mass and the Blessed Sacrament remains exposed for the adoration of the faithful throughout the day, for example on the First Friday of the month. Where this ceremony is customary, it is necessary to prepare the following things in addition to those required for Mass.

- (1) Thurible with lighted charcoal and incense boat.

(2) At least twelve wax candles must be lighted upon the altar.

(3) The burse with corporal must be placed on altar.

(4) The monstrance should be upon the altar (covered with white veil).

(5) Flowers should adorn the altar.

(6) Corporal spread on the throne.

F. For the Forty-Hours' Devotion

I. FOR THE HIGH MASS AND PROCESSION ON THE FIRST DAY

The Forty-Hours' Devotion begins with High Mass. The following preparations are to be made as far as circumstances permit:

1. IN THE SACRISTY.

(1) The vestments are arranged for Mass accordingly, whether it be a "Missa Cantata" (see page 38) or a "Solemn Mass" (see page 39).

(2) Two thuribles are prepared with two incense boats.

(3) Acolytes' candlesticks with lighted candles.

(4) Altar boys' torches.

2. IN THE SANCTUARY.

a) On the Altar.

(1) At least twenty wax candles excluding the six large wax candles. But for the beginning of Mass only the six large candles are lighted.

(2) Antependium and tabernacle veil must be white.

(3) A corporal upon the throne.

(4) If there are reliquaries and statues on altar, they should be removed or covered with rich or white hangings.

(5) Other preparations as usual.

- (6) The missal on stand open at proper place.
- (7) The three altar cards.
- (8) The bell on step or on credence table.
- (9) Three copies of booklet containing the ceremonies for the Forty-Hours'.

b) *On the Credence Table.*

- (1) Wine and water cruets filled.
- (2) Finger bowl and towel.
- (3) Communion paten.
- (4) The veiled chalice with *two* large hosts upon the paten covered with the white humeral veil, over which is placed the burse. (If not a Solemn Mass veiled chalice is on the altar.)
- (5) Monstrance covered with a white veil.

c) *In a Convenient Place.*

- (1) White cope and stole.
- (2) Processional cross.
- (3) Processional canopy (also called "Bal-dacchino").
- (4) Candles for those who participate in procession.
- (5) Several prie-dieus (kneeling benches).

d) *Side Altar for reservation of the Blessed Sacrament during the time of the Forty-Hours' devotion.*

It is not permitted to say Mass at the altar of Exposition during the Forty-Hours' devotion, unless there be no other altar. Therefore a side altar should be prepared, at which the Blessed Sacrament may be reserved during the time of Exposition and upon which Mass may likewise be said. This altar should be prepared as the solemnity of the Mass requires. A sanctuary lamp must be kept continually burning before this altar. Bells are not to be rung at Masses said during the Exposition.

II. FOR THE MASS "PRO PACE" (FOR PEACE)
(*On the Second Day*)

This Mass is sung or said at a side altar where possible. Hence this altar should be prepared as the circumstances, whether it be a High or Solemn Mass, require. If there is no other altar, except the high or main altar of Exposition, the altar cards, the missal, etc., should be removed immediately after the Mass.

Depending on whether this Mass be a "Missa Cantata" or a "Solemn Mass," the arrangements in sacristy or sanctuary are those for either instance.

The color of the vestments of this Mass is purple.

III. THE MASS OF REPOSITION AND THE PROCESSION
(*On the Third or Closing Day*)

Everything is prepared as for the Mass of Exposition and Procession on the first day (page 55) except:

- 1) All the candles should be lighted before the Mass.
- 2) The kneeling benches (prie-dieus) should be removed.
- 3) Only one large host on the paten of chalice is necessary.

NOTE: During the time of Exposition the altar and sanctuary should be decorated as beautifully as circumstances permit.

CHAPTER V

PREPARATIONS FOR VARIOUS FEASTS AND DEVOTIONS DURING THE LITURGICAL YEAR

The liturgical year is the annual celebration of the mysteries of man's salvation and of the memory of the saints. It begins with the first Sunday of Advent, and the all-important element in each recurring celebration is the Sacrifice of the Mass. Each particular season of the liturgical year has its peculiar mysteries and graces which are celebrated by the Church in keeping with the spirit of the occasion. Hence, as Advent is the beginning of the liturgical year and its dominating characteristic is penance, the color of the season is purple.

A. ADVENT

(1) *The Vestments of Deacon and Subdeacon.* The deacon and subdeacon do not wear dalmatics at Solemn Mass during this season, but in their place wear the "folded violet chasubles," except on the third Sunday of Advent (Gaudete Sunday) and on Christmas Eve, when they wear the dalmatics. The "Broad Stole" (Stolone) where used, is also worn over the deacon's stole by the deacon at certain parts of Mass in this time.

(2) *The Color of the Vestments.* The color of the vestments on the third or "Gaudete" Sunday is Rose, where possible, otherwise violet.

(3) *Altar Decorations.* The altar is not decorated with flowers or other ornaments during Advent, except on the third Sunday, or "Gaudete" Sunday, and Christmas Eve.

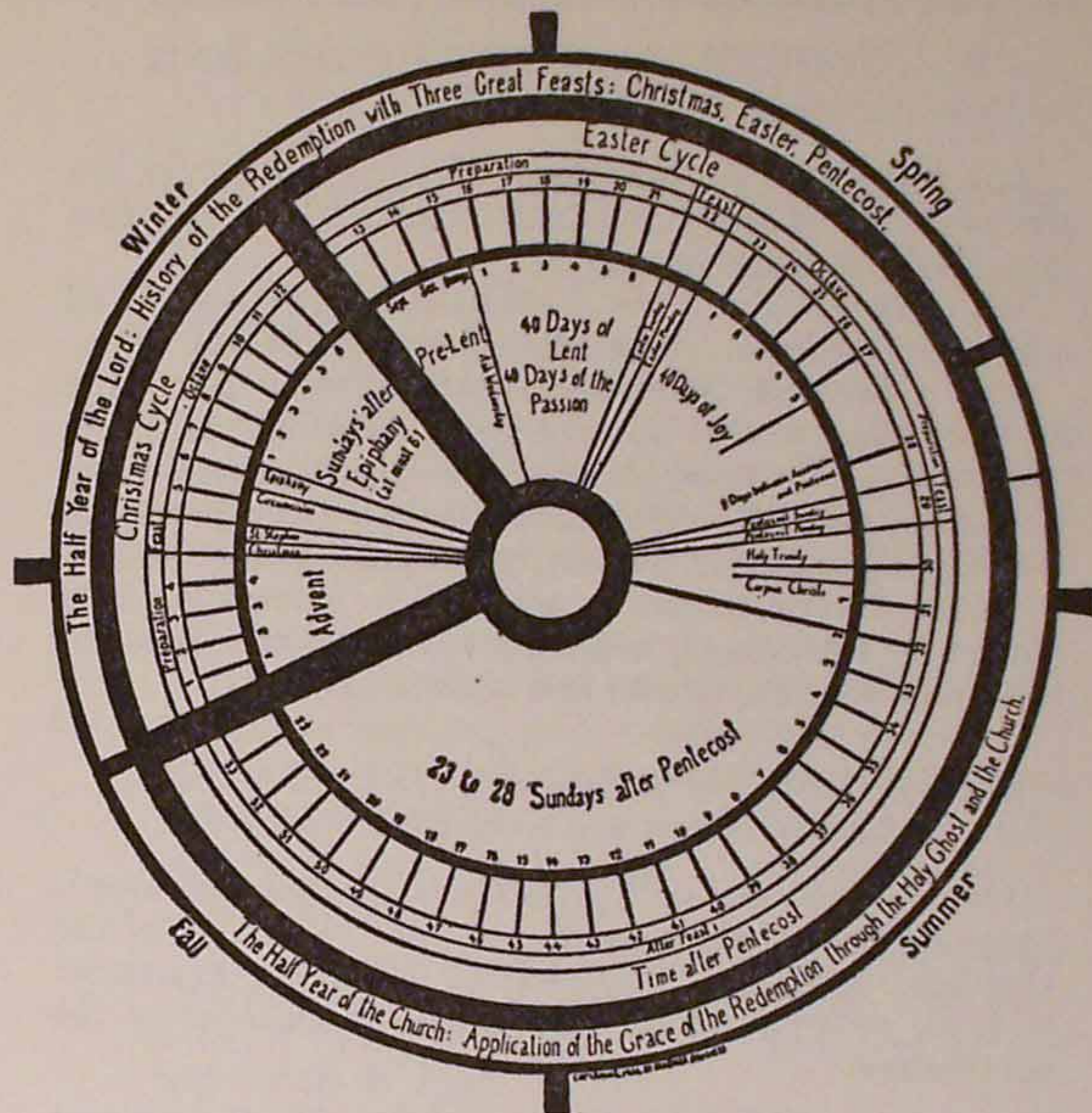


Diagram showing the Divisions of the Ecclesiastical year, the Sundays and Principal Feasts.

The outermost numbered circle indicates consecutively all the Sundays of the year (including leap year), starting with the First Sunday of Advent.

The inner figures indicate the number of Sundays in each particular section.

By starting with No. 1 of the outer circle and going from left to right the Ecclesiastical year can be followed from Sunday to Sunday. The principal feasts occurring are shown in their proper order, with the period of preparation and continuance of the celebration (octave) for the great feasts.

The Sundays after Epiphany and after Pentecost vary, of course, according to the date of Easter.

B. CHRISTMAS, CIRCUMCISION AND EPIPHANY

(1) *General Preparations.* The preparations are the same as for any great feast, according as the Mass is a High or a Solemn Mass.

(2) *The Color of the Vestments, Tabernacle Veil and Antependium.* It is white for these feasts.

(3) *Altar and Sanctuary Decorations.* The altar and sanctuary are decorated in keeping with the solemnity of the feast and as the circumstances of each parish permit. The Christmas crib is quite generally a special feature in all churches during this season.

NOTE: Every priest is allowed to celebrate three Masses on Christmas, hence the sacristan should see to the renewal of the cruets and additional hosts.

C. THE FEAST OF THE PURIFICATION—
CANDLEMAS DAY—FEBRUARY 2.

On the feast of the Purification (Candlemas Day), preparations must be made for the "Blessing of the Candles" and the "Procession," wherever the latter is held, as well as for the Mass which follows the ceremonies.

I. FOR THE "BLESSING OF THE CANDLES" AND THE
"PROCESSION."

1. IN THE SACRISTY.

(1) For the celebrant: Violet cope, stole, amice, alb and cincture.

(2) For the deacon: Folded violet chasuble, stole, amice, alb and cincture.

(3) For the subdeacon: Folded violet chasuble, amice, alb and cincture.

NOTE: The priests do not wear maniples. If the *folded* chasubles are not available the deacon and subdeacon do not wear the dalmatic.

(4) Holy water pot and sprinkler.

(5) Thurible with lighted charcoal and incense boat.

(6) Acolytes' candlesticks with lighted candles.

(7) Processional cross, if procession is held.

2. ON THE ALTAR.

(1) Six lighted high candles.

(2) Violet tabernacle veil and antependium.

NOTE: If the color of the Mass which follows this ceremony is white, then a white tabernacle veil and antependium should replace the violet ones before the beginning of Mass.

(3) No adornments.

(4) Missal on stand opened at proper place.

3. IN THE SANCTUARY AT A CONVENIENT PLACE.

(1) To the epistle side of the altar the candles to be blessed will be placed, possibly upon a table, covered with a white cloth, the latter to be removed before the blessing.

(2) The three altar cards and the vases of flowers should be accessible easily so that they may be readily placed on the altar before the beginning of Mass.

(3) Basin of water and towel for the washing of the celebrant's hands.

II. FOR THE MASS

1. ON THE SEDILIA.

(1) The vestments for the celebrant, deacon and subdeacon in the color required are arranged in their proper places.

(a) For the celebrant: Chasuble, stole, maniple.

(b) For the deacon: Dalmatic, stole, maniple.

(c) For the subdeacon: Dalmatic, maniple.

NOTE: The color of the vestments for the Blessing of the Candles and the Procession is always violet.

Table of Movable Feasts

Year of Our Lord	Ash Wednesday	Easter Sunday	Ascension Day	Whit-Sunday	Corpus Christi	First Sunday of Advent
1926	17 Feb.	4 Ap.	13 May	23 May	3 June	28 Nov.
1927	2 Mar.	17 Ap.	26 May	5 June	16 June	27 Nov.
1928	22 Feb.	8 Ap.	17 May	27 May	7 June	2 Dec.
1929	13 Feb.	31 Mar.	9 May	19 May	30 May	1 Dec.
1930	5 Mar.	20 Ap.	29 May	8 June	19 June	30 Nov.
1931	18 Feb.	5 Ap.	14 May	24 May	4 June	29 Nov.
1932	10 Feb.	27 Mar.	5 May	15 May	26 May	27 Nov.
1933	1 Mar.	16 Ap.	25 May	4 June	15 June	3 Dec.
1934	14 Feb.	1 Ap.	10 May	20 May	31 May	2 Dec.
1935	6 Mar.	21 Ap.	30 May	9 June	20 June	1 Dec.
1936	26 Feb.	12 Ap.	21 May	31 May	11 June	29 Nov.
1937	10 Feb.	28 Mar.	6 May	16 May	27 May	28 Nov.
1938	2 Mar.	17 Ap.	26 May	5 June	16 June	27 Nov.
1939	22 Feb.	9 Ap.	18 May	28 May	8 June	3 Dec.
1940	7 Feb.	24 Mar.	2 May	12 May	23 May	1 Dec.
1941	26 Feb.	13 Ap.	22 May	1 June	12 June	30 Nov.

For the Mass, however, it is white, unless the feast of the Purification falls on a privileged Sunday, e.g., Septuagesima, Sexagesima, Quinquagesima, or on a feast of the first class, in which case, the feast of the Purification is transferred to the following day. But the "Blessing of Candles" and the "Procession" take place and for the Mass, violet vestments are worn.

2. ON THE ALTAR.

(1) Tabernacle veil and antependium, same color as vestments.

(2) The altar cards. (Flowers may be placed upon the altar).

(3) Other arrangements in keeping whether it be a "Low Mass," a "Missa Cantata" or a "Solemn Mass."

3. ON THE CREDENCE TABLE.

(1) The veiled chalice, the veil being of the same color as the vestments of the Mass. If it is a "Solemn Mass," a white humeral veil is draped over the veiled chalice, which again is covered by a violet humeral veil, the latter being removed before the beginning of Mass.

(2) Water and wine cruets filled, and towel.

NOTE: If one Priest performs the ceremony of the "Blessing of the Candles" and says the Mass. In this case a "Low or High Mass" being said, the preparations are the same as above, except that the vestments are arranged for one priest, and only two or six candles are lighted upon the altar.

D. FOR SAINT BLASE'S DAY

I. PREPARATIONS FOR MASS PRECEDED BY THE BLESSING OF THE CANDLES USED FOR THE BLESSING OF THROATS.

1. FOR THE MASS.

Prepare vestments and altar as usual for "Low Mass" or "Missa Cantata," etc.

2. FOR THE BLESSING OF THE CANDLES.

The candles used for the blessing of throats are specially blessed for that purpose. Special holders for these candles are obtainable. They are very practical and prevent the melting wax from dripping on the floor, etc. The candles are made ready in the sacristy. The holy water pot and sprinkler are placed ready for use. The priest usually blesses these candles before Mass while vested in alb and stole and before putting on the chasuble. Should they be blessed at some other time, then prepare as follows:

II. IF THE CANDLES ARE BLESSED AT ANY OTHER TIME THAN BEFORE MASS.

- (1) The candles and holders.
- (2) Holy water pot and sprinkler.
- (3) Surplice and red stole.

III. FOR THE BLESSING OF THROATS AT A TIME OUTSIDE OF MASS:

1. IN THE SACRISTY.
 - (1) Surplice and red stole.
 - (2) The blessed candles in holders.
2. ON THE ALTAR.
 - (1) Two candles are lighted.

E. SEPTUAGESIMA AND THE SEASON OF LENT.

GENERAL OBSERVANCES.

- (1) *The Color of the Vestments.* The color of this season is violet.
- (2) *Septuagesima, Sexagesima, and Quinquagesima Sundays.* On these Sundays, flowers may or may not, as custom prescribes, adorn the altar. If the Mass on these Sundays is a solemn one, the deacon and subdeacon wear dalmatics.

At any other time, in this season, viz. from Ash Wednesday to Easter, the deacon and subdeacon wear instead of the dalmatics the folded chasubles, which are always violet in color except on Good Friday when they are black. If folded chasubles are not available, then dalmatics are also not worn nor does the deacon wear the broad stole.

(3) *The Fourth Sunday of Lent. (Laetare Sunday).* On this Sunday, rose-colored vestments may be worn and flowers may adorn the altar.

(4) *The covering of Crucifixes, Statues and Pictures.* From Passion Sunday until the Gloria of the Mass on Holy Saturday, all statues, pictures, and crucifixes in the church and sacristy are to be covered with plain purple veils. No figure or ornament is allowed on these veils. These veils are not to be removed under any circumstances, except from the crucifix on Good Friday.

I. ASH WEDNESDAY

The ashes to be blessed and distributed are usually prepared from blessed Palms preserved from the preceding year.

a) *Things to be prepared for the Blessing of the Ashes.*

1. IN THE SACRISTY.

- (1) Vestments for the celebrant: Cope, stole, cincture, alb, amice.
- (2) Vestments for the deacon: Folded violet chasuble, deacon's stole, cincture, alb, amice.
- (3) Vestments for the subdeacon: Folded violet chasuble, cincture, alb, amice.
- (4) Thurible with lighted charcoal, incense boat.

2. ON THE ALTAR.

- (1) Six lighted high candles.
- (2) Violet tabernacle veil and violet antependium.
- (3) Missal on stand.
- (4) No adornments.

3. IN THE SANCTUARY AT A CONVENIENT PLACE.

- (1) Ashes to be blessed on tray at epistle side of altar.
- (2) Holy water pot and sprinkler.
- (3) Water-basin and towel. A few slices of lemon and small squares of bread for removing ashes from the priest's fingers. (Perhaps placed best on credence table).

b) Preparations for the Mass.

1. ON THE SEDILIA.

- (1) Violet chasuble for celebrant.
- (2) Three maniples for celebrant, deacon and subdeacon.

2. ON THE ALTAR.

- (1) All as above indicated for the Blessing of the Ashes.
- (2) The three altar cards are placed upon altar before beginning of Mass.

3. ON THE CREDENCE TABLE.

- (1) Usual preparations for Mass.
- (2) A broad stole.

NOTE: For a Low Mass. The arrangements in this case are the same as above with the usual preparation for one priest as regards vestments and lighted candles on altar. (See page 36.)

II. PASSION SUNDAY

There are no special ceremonies on *Passion Sunday*, but as it is the beginning of the season known as *Passiontide*, all statues, pictures, and crucifixes in the

church and sacristy are to be covered with a plain purple veil (except the Stations of the Cross). This may be done on the previous evening. No figure or ornament is allowed on these veils. No veil is to be removed under any pretext, except from the crucifixes on Good Friday, until the "Gloria" of the Mass on Holy Saturday.

III. PALM SUNDAY

a) Preparations for the Blessing of the Palms and for the Procession.

1. IN THE SACRISTY.

- (1) The violet vestments are prepared in the same manner as for Ash-Wednesday.
- (2) Acolytes' candlesticks.
- (3) Altarboys' torches (where customary).

2. ON THE ALTAR.

- (1) The Cross is veiled in violet.
- (2) Violet tabernacle veil and antependium.
- (3) Palms and olive branches may adorn the altar.
- (4) Six lighted high candles.
- (5) Missal open on stand at epistle side.
- (6) The three altar cards may be upon altar or may be placed there before Mass.

3. IN THE SANCTUARY AT A CONVENIENT PLACE.

- (1) Palms to be blessed are arranged near epistle side of altar.
- (2) Processional cross, if procession takes place. The cross is covered with a purple veil. A purple ribbon of sufficient length to tie a branch of palm to the cross should be provided handy for use.
- (3) Three lecterns on the gospel side for the chanting of the "Passion" (where sung).
- (4) Holy water pot and sprinkler.

(5) Thurible with lighted charcoal and incense boat.

(6) Water-basin, towel, lemon and bread.

b) *Preparations for the Mass.*

1. ON THE SEDILIA.

(1) Celebrant's violet chasuble.

(2) Maniples for celebrant, deacon and subdeacon.

2. ON THE ALTAR.

(1) Same arrangements as for the Blessing of the Palms.

(2) Altar cards.

3. ON THE CREDENCE TABLE.

(1) Everything is prepared as usual for Solemn Mass. The veiled chalice is covered with violet humeral veil, upon which the burse is placed.

(2) Violet broad stole (where used).

4. THE VESTMENTS FOR CHANTERS OF THE "PASSION."

If three priests other than the celebrant and his assistants of the Mass, or clerics who have been ordained deacons, chant the "Passion" their vestments, which are prepared in the sacristy, are as follows: Amices; Albs; Cinctures; Violet Deacons' Stoles; Violet Maniples for each.

NOTE: If the Mass is a "Missa Cantata" or "Low Mass" on Palm Sunday. In this case the arrangements for the Blessing of the Palms are the same as before indicated with the exception that the vestments for the deacon and subdeacon and the chanters of the Passion are omitted. Two or six candles will be lighted as required.

IV. HOLY WEEK

1. PREPARATION FOR THE "TENEBRAE"

(On the evenings of Wednesday, Thursday, and Friday of Holy Week.)

(1) Six unbleached wax candles lighted on the altar.

(2) To the epistle side of the sanctuary, about where the epistle is sung at Solemn Mass, stands the "hearse," i.e., a staff with triangular candle branch, ordinarily called "Tenebrae" or "Triangular" candlestick, with fifteen lighted candles of unbleached wax. (White candles, however, are tolerated). An extinguisher should be placed nearby.

(3) A lectern with the "Book of Lessons," placed in about the center of the sanctuary.

(4) On Thursday evening, the crucifix on the altar, which was veiled in violet since Passion Sunday is veiled in black. But for the Mass on Holy Thursday, it is veiled in white.

(5) The antependium is violet on Wednesday evening. There is no antependium on the altar on Holy Thursday or Good Friday.

(6) The altar has no decorations.

NOTE: There are no special rules for small churches wherein these services are held. The above preparations should be made as far as circumstances and conditions permit.

2. HOLY THURSDAY

a) *The Altar of Repose (Repository).*

What is of most importance on this great day is the "Altar of Repose." This Repository in which the Holy Eucharist is reserved till the "Mass of the Pre-Sanctified" on Good Friday is prepared at a side altar or some other suitable part of the church. It should be decorated with all possible splendor, fresh

cut flowers, potted plants and many candles.

THINGS NECESSARY AT THE REPOSITORY:

- (1) A corporal within the tabernacle.
- (2) A corporal upon the altar before the tabernacle.
- (3) A white antependium.
- (4) The key of the tabernacle.
- (5) Relics and pictures are not allowed at the repository.
- (6) At least six candles must burn constantly.
- (7) A Prie-Dieu (kneeling bench).

NOTE: A light must be kept burning before the Blessed Sacrament wherever it is reserved for sick calls until Saturday morning.

b) Preparations for the Mass and the Procession:

1. IN THE SACRISTY.

- (1) The color of the vestments is white. Their number and arrangement is as required, i.e., whether one or three priests conduct the services.
- (2) If a Solemn Mass is said, and there is a *second* subdeacon, an amice, alb, cincture and white dalmatic is prepared for him.
- (3) Two thuribles with lighted charcoal and two incense boats.
- (4) Acolytes' candlesticks with lighted candles.
- (5) Altar boys' torches.
- (6) Processional cross covered with violet veil.
- (7) Purple stoles for celebrant and deacon when stripping the altars.

2. ON THE ALTAR.

- (1) The crucifix on the altar is veiled in white.
- (2) Tabernacle veil and antependium are white.
- (3) Everything else as the dignity of the Mass requires.

3. ON THE CREDENCE TABLE.

- (1) Everything as required for a "Solemn Mass."
- (2) A second chalice with paten, pall, white veil and white silk ribbon.
- (3) One or more bells to ring at the "Gloria."
- (4) Wooden clapper. (Used in place of bell after the "Gloria.")
- (5) Processional canopy (Baldachino) and candles for the procession.
- (6) White cope and humeral veil.
- (7) White stoles for priests or deacons who may receive Holy Communion.

NOTE: If a "Missa Cantata" is sung on Holy Thursday, the preparations as given above are the same, except that there is no need of arranging vestments for the deacon and subdeacon.

c) *The Maundy*

The Maundy should not be held before the High Altar, but rather in a side chapel or other suitable place. Here there should be another altar or a table prepared in the following manner:

1. AT THE ALTAR OR TABLE.

- (1) A purple antependium.
- (2) A crucifix veiled in purple.
- (3) Four or six lighted candles (bleached wax).
- (4) The missal on a stand.

2. AT THE CREDENCE OR SIDE TABLE.

- (1) A white apron for the celebrant.
- (2) The "Book of Lessons."
- (3) Two vessels of water and two basins.
- (4) Thirteen towels.
- (5) A plate with the coins to be given to those whose feet are washed.
- (6) A vessel of water and towel for washing and drying celebrant's hands.

(7) Thirteen chairs or a bench—on the gospel side.

3. IN THE SACRISTY.

(1) Vestments for the celebrant: Violet cope and stole, cincture, alb, amice.

(2) Vestments for the deacon: White dalmatic and deacon's stole, cincture, alb, amice.

(3) Vestments for the subdeacon: White dalmatic, cincture, alb, amice.

(4) Acolytes' candlesticks with lighted candles.

(5) Thurible with lighted charcoal and incense boat.

d) Various Observations on Holy Thursday

(1) The altars are stripped; the tabernacle is open and empty.

(2) The sanctuary lamp is extinguished.

(3) No bells are rung.

(4) Holy water is removed from fonts and poured into the sacrarium; fonts are cleaned. However, a small quantity of holy water is kept for blessing the fire on Holy Saturday.

(5) The holy oils should be burned. The oilstocks should be cleaned and the new oils obtained.

(6) All the sacred vessels should be thoroughly cleaned and polished.

3. GOOD FRIDAY

(a) Things to be prepared are as follows:

1. ON THE HIGH ALTAR.

(1) The altar is entirely bare.

(2) The cross is veiled in purple (Black seems to prevail). The veil is to be so fixed that the crucifix can be easily uncovered by the celebrant in three stages, *first* from top of cross down to the I.N.R.I.; *secondly*, exposing the right arm and

head; and, *finally*, taking the cloth off entirely.

(3) The six candles should be of unbleached wax, if possible, and are not lighted until the "Mass of the Pre-Sanctified." If desired, the candlesticks may be of dark color.

(4) The tabernacle is open and empty.

(5) Three cushions covered with purple for the "prostration" are placed on the lowest step of the altar.

2. ON OR AT THE CREDENCE TABLE.

The top of the credence table is covered with a small white linen cloth and upon it are the following things:

(1) The missal upon its stand.

(2) One altar cloth.

(3) Black burse with corporal and purificator; black chalice veil.

(4) Wine and water cruets filled; basin of water and towel.

(5) The rattle or wooden clapper.

(6) Broad stole for deacon (if used).

(7) Processional cross veiled in purple.

(8) Acolytes' candlesticks with *unlit* candles (if possible unbleached wax).

(9) A purple covered cushion for placing under the cross during the veneration.

(10) Lecterns—where necessary for the singing of the "Passion."

3. IN THE SACRISTY.

(1) The color of the vestments is black.

(2) Vestments for the celebrant: Amice, alb, cincture, stole, maniple and chasuble.

(3) Vestments for the deacon: Amice, alb, cincture, stole, maniple and folded chasuble. If the last is not available, then neither chasuble nor dalmatic is worn.

(4) Vestments for the subdeacon: Amice, alb,

cincture, no maniple, folded chasuble. If the last is not available then neither chasuble nor dalmatic is worn.

(5) Vestments for the three deacons who sing the Passion: Amice, alb, cincture, black maniple and black stole for each.

(6) Two thuribles with lighted charcoal and two incense boats are prepared for the procession.

(7) Surplices and black stoles for priests who may assist with veneration of the Cross.

NOTE: If a "Missa Cantata" is said, arrange vestments only for the celebrant.

4. AT THE REPOSITORY.

(1) White burse and corporal.

(2) Key of tabernacle.

(3) White humeral veil.

(4) Canopy (Baldacchino) and candles for procession.

(5) Remove the prie-dieu.

4. HOLY SATURDAY

The ceremonies of Holy Saturday are the longest of the year and many things must necessarily be prepared.

a. For the Ceremonies before Mass

1. IN THE SACRISTY.

(1) Vestments of the celebrant: Violet cope and stole, cincture, alb, amice.

(2) Vestments for the deacon: Violet folded chasuble and deacon's stole, cincture, alb, amice.

(3) Vestments for the subdeacon: Violet folded chasuble, cincture, alb, amice.

(4) Thurible (empty) and incense boat.

(5) Holy water pot and sprinkler.

(6) On a plate the five grains of incense which are to be blessed for insertion into the Paschal candle.

(7) The processional cross.

2. IN THE SANCTUARY.

(1) The paschal candle is in its candlestick on the gospel side—not lighted.

(2) A stand to hold the triple candle.

(3) A lectern near the paschal candle to hold book (missal) during the singing of the "Exsultet."

(4) Three purple covered cushions for ministers during the singing of the litany.

3. AT THE SEDILIA.

The violet chasuble for celebrant and the maniples for celebrant and deacon.

4. ON THE HIGH ALTAR.

(1) Three altar cloths.

(2) Six white wax candles—not lighted.

(3) The altar cross, unveiled.

(4) Violet antependium over a white antependium, the violet one to be later removed.

(5) Violet tabernacle veil. (To be later replaced by a white one.)

(6) Tabernacle open and empty; however, a corporal is placed therein.

5. OUTSIDE CHURCH DOOR OR IN THE CHURCH VESTIBULE.

(1) A fire is prepared which is to be lit by the spark struck from a flint.

(2) Tongs and charcoal.

(3) A table covered with a white cloth upon which are: white dalmatic, stole and maniple for the deacon.

(4) Missal upon lectern.

(5) The triple candlestick with the triple candle and a taper for lighting it.

6. IN THE BAPTISTRY.

(1) Be sure the Font has been drained and thoroughly cleaned and is now filled with clean water.

(2) A table covered with a clean linen cloth upon which are:

a) Two oil stocks containing Holy Chrism and Oil of Catechumens.

b) Empty holy water pot with sprinkler.

c) Violet stole.

d) Missal upon lectern.

e) Pitcher of water, basin and towels for the washing of celebrant's hands.

f) Bread and lemon sliced on a plate.

(3) A large vessel for preserving some Baptismal Water.

(4) Vessels, as many as are required by local conditions, filled with water to be blessed as the Easter Water.

NOTE: If Baptism is to be administered at once, the following things must be provided and ready to hand: a) Salt. b) The Ritual. c) Baptismal shell. d) Towel. e) White stole and cope. f) White robe for newly baptized. g) Lighted candle.

b. Preparations for the Mass.

1. IN THE SACRISTY.

(1) White vestments for Mass to be arranged for one or three priests as required.

(2) Acolytes' candlesticks with lighted candles (For Solemn Mass only).

(3) Thurible, etc. (For Solemn Mass only).

2. ON THE HIGH ALTAR.

(1) White tabernacle veil and white antependium.

(2) Six high candles lighted.

(3) Flowers.

(4) Missal and altar cards.

3. ON THE CREDENCE TABLE.

Everything is prepared as usual for High or Solemn Mass.

NOTE: At the end of the litany and before Mass begins, the violet tabernacle veil and antependium are replaced with white ones and all signs of mourning are removed. At the "Gloria" of the Mass, all statues, relics and pictures are unveiled.

4. AT A SIDE ALTAR OR IN THE SACRISTY.

If the Blessed Sacrament has been reserved at a side altar or in the sacristy, everything is prepared so that the Sacred Host may be brought to the High Altar at the end of Mass. This requires:

(1) White burse with corporal.

(2) White humeral veil.

(3) Key of tabernacle.

(4) Canopy (Baldacchino), where used.

(5) Bell.

(6) Lighted candles for acolytes.

NOTE: The above arrangements are followed for these ceremonies in small churches as far as circumstances permit.

F. EASTERTIDE

Eastertide or the Easter Season begins with the Mass on Holy Saturday and ends with the Mass on the Saturday before Trinity Sunday.

(a) SPECIAL OBSERVANCES

(1) *The Color of Vestments, etc.*: The color of the season is White.

(2) *The Paschal Candle*: The paschal candle is lighted at High or Solemn Masses and at sung Vespers. Custom is to be followed for other liturgical functions. The paschal candle is not lighted when black or purple vestments are used or at Benediction. The use of the paschal candle during Mass is discontinued after the Gospel in the Mass on Ascension Thursday. But once more at the blessing of the baptismal font on the

eve of Pentecost, it becomes part of that ceremony, after which it may then, after removing the grains of incense, be carefully stored away for the following year.

G. ST. MARK'S DAY AND THE ROGATION DAYS

The color of the vestments for the processions and the Mass is violet. However, when a church is dedicated to St. Mark, the color of the vestments is red for the Mass on St. Mark's feast.

(a) For the Procession Followed by Mass.

1. IN THE SACRISTY.

(1) Vestments for the celebrant: Amice, alb, cincture, violet stole, violet cope.

Vestments for the deacon: Amice, alb, cincture, violet stole, violet dalmatic.

Vestments for the subdeacon: Amice, alb, cincture, violet dalmatic.

(2) The processional cross.

(3) Acolytes' candlesticks with lighted candles.

(4) Candles for those taking part in the procession.

2. ON THE ALTAR.

(1) Tabernacle veil, violet.

(2) Antependium, violet.

NOTE: For the Mass, should the vestments be of a different color than violet, the tabernacle veil and antependium are changed to harmonize.

(3) All else is as usual for a Solemn Mass.

3. ON THE CREDENCE TABLE.

All is as usual for a Solemn Mass.

4. AT THE SEDILIA.

(1) Violet chasuble and maniple for celebrant.

(2) Violet maniples for deacon and subdeacon.

NOTE: As before remarked, however, should the church be dedicated to St. Mark, then the color of the vestments for Mass is red and hence the vestments at the sedilia would include complete sets for each minister in that color.

H. ASCENSION THURSDAY

(1) All arrangements are made as usual in keeping with the solemnity of the Mass.

(2) The color of the day is white.

(3) The paschal candle is lighted before Mass, extinguished after the Gospel, and taken away after Mass; it is stored carefully away and not used again until the blessing of the baptismal font on the vigil or eve of Pentecost.

I. THE EVE OF PENTECOST (Whitsun Eve)

Where the baptismal font is blessed on this day, the following preparations are made:

1. AT THE FONT OR IN THE BAPTISTRY.

Be sure the font has been thoroughly cleaned and refilled with fresh clean water.

(1) A table with a clean white linen cloth upon which are placed the following things:

(2) Oil stocks containing Holy Chrism and Oil of Catechumens.

(3) Holy water pot (empty) with sprinkler.

(4) Violet stole.

(5) Missal upon lectern.

(6) Pitcher of water, basin, towel, small pieces of bread and lemon.

(7) A large vessel for preserving baptismal water.

2. IN THE SACRISTY.

(1) The Vestments for the Ceremonies before Mass:

- a) The color: Violet.
 - b) For the celebrant: chasuble, stole, maniple, cincture, alb, amice.
- For the deacon: folded chasuble, deacon's stole, maniple, cincture, alb, amice.

For the subdeacon: same as for the deacon, except no stole.

(2) The Vestments for the Mass following the Ceremonies at the Font:

- a) The color: Red.
 - b) Otherwise the same vestments as worn at a Solemn Mass.
- (3) Acolytes' candlesticks with lighted candles.
- (4) Thurible with lighted charcoal and incense boat.
- (5) Torches for altar boys.

3. PREPARATION IN THE SANCTUARY

A. THE ALTAR (BEFORE THE MASS).

- (1) Purple tabernacle veil and antependium.
- (2) No flowers, etc.
- (3) Missal on stand.

B. ON THE ALTAR FOR MASS.

- (1) Red tabernacle veil and antependium.
- (2) Candles lighted.
- (3) Flowers, etc.

C. ON OR AT THE CREDENCE TABLE.

- (1) The usual preparations for Solemn Mass. The veiled chalice is covered with red humeral veil over which a violet one is draped.
- (2) The paschal candle (without candlestick).
- (3) Processional cross.
- (4) A lectern with Book of Prophecies (where used). Otherwise, a Missal.
- (5) Purple cushions—during the Litanies.

D. ON THE SEDILIA.

The Violet Cope (if Font is to be blessed).

NOTE: Arrangements in small churches are to be made as far as circumstances permit.

J. PENTECOST AND ITS OCTAVE

Great splendor should characterize this feast. The color of the vestments on this day and during its octave is red. Preparations are made for the Mass in keeping with its solemnity and as circumstances permit. There are no special characteristics to be observed.

K. CORPUS CHRISTI

(a) Preparation for the Mass.

The Solemnity of Corpus Christi consists of the Mass and Procession of the Blessed Sacrament.

Arrangements for the Mass are to be made as befits any great solemnity and as far as circumstances permit, i.e., whether it be a High or Solemn Mass.

(1) THE COLOR OF THE VESTMENTS: This is white and the vestments are to be arranged as usual.

(2) THE ALTARS OF REPOSE: Besides the high altar, two other altars, called "Altars of Repose," if there be no side altars, should be prepared. These places should be adorned as befitting the occasion: many flowers, candles, etc.

If the procession takes place immediately after Mass, the Celebrant wears the cope, divesting at the sedilia.

(b) Preparation for the Procession

1. IN THE SACRISTY.

(1) White cope, stole and surplice for celebrant.

(2) Other vestments will be arranged if necessary, as for Solemn Benediction (see page 53).

(3) Acolytes' candlesticks with lighted candles.

(4) Altar boys' torches and processional lanterns.

(5) Two thuribles with lighted charcoal and two incense boats.

(6) Processional cross.

(7) White humeral veil.

2. ON THE HIGH ALTAR.

(1) At least 12 lighted candles.

(2) Burse and corporal.

(3) Monstrance.

(4) Key of tabernacle.

(5) Book of prayers.

(6) Bell.

3. AT THE ALTAR OF REPOSE.

(1) These should be decorated as befit the occasion.

(2) A corporal at each altar.

(3) Book of prayers and Bell.

4. IN THE SANCTUARY.

The processional canopy (baldacchino) where possible should be in a convenient place in the sanctuary and, if available, also the small-sized canopy called "umbraculum" or "ombrellino."

L. FROM PENTECOST TO ADVENT.

This season begins at Vespers on Trinity Sunday and lasts until Advent. Its color is green. Though there are many great feasts occurring during this season, there are no particular liturgical practices to observe.

M. ALL SOULS' DAY (NOVEMBER 2)

Every priest is permitted to say three Masses on this day. There are no special arrangements necessary

for the Masses. But it may occur that the "Absolution" is given after the Mass. Where such is the custom, the following preparations must likewise be made:

1. IN THE SACRISTY.

(1) Black cope.

(2) Processional cross.

(3) Acolytes' candlesticks with lighted candles.

(4) Thurible with lighted charcoal and incense boat.

(5) Holy water pot and sprinkler.

(6) Ritual or manual containing burial services.

2. IN THE CENTER AISLE OUTSIDE OF COMMUNION RAIL.

The "Catafalque" covered with the black pall will be erected in the center aisle surrounded by 6 unbleached lighted candles.

CHAPTER VI

PREPARATIONS FOR THE ADMINISTRATION OF THE SACRAMENTS

A. BAPTISM

The following preparations are made for the administration of the Sacrament of Baptism:

1. FOR THE PRIEST.

(1) Surplice.

(2) A combination stole having white on one side and violet on the reverse.

2. NEAR THE FONT.

A table covered with a white linen cloth upon which are the following things:

(1) The Holy Oils.

(2) The vessel with blessed salt.

NOTE: There is obtainable a special outfit, called "Baptismal Case" (Illustration page 85), that is very practical for the purpose of keeping ready to hand the Holy Oils and the blessed salt.

(3) The lighted wax candle on a candlestick.

(4) Cotton for the anointings.

(5) A small white robe or its equivalent.

(6) Baptismal shell—i.e. vessel for pouring the water (Illustration page 85).

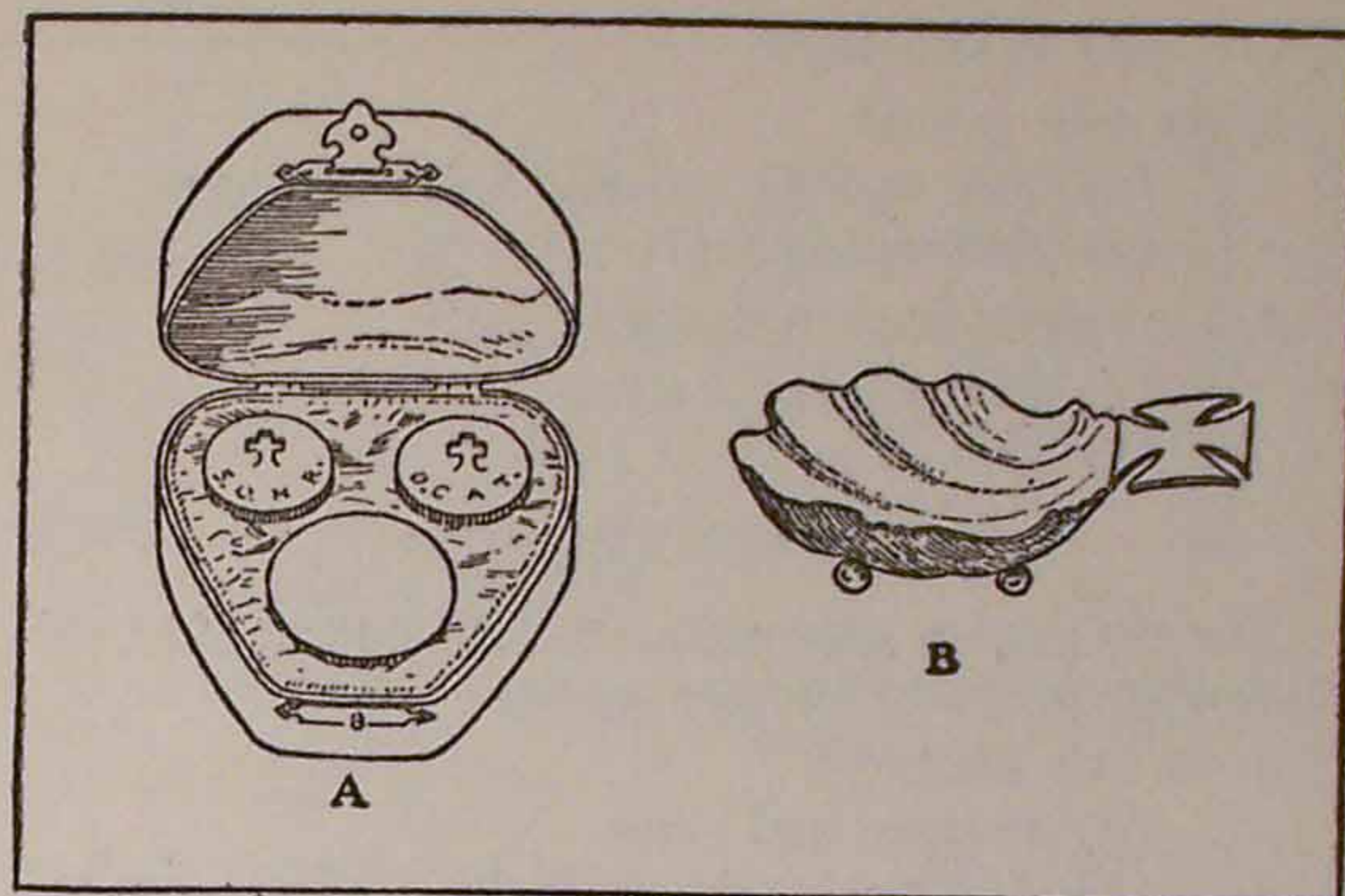
(7) Towel—for drying the child's head after baptism.

(8) Ritual and baptismal register.

3. THE RECEPTION OF CONVERTS.

(1) Surplice; purple stole where customary—not necessary.

(2) Chair on the epistle side of altar.



A. CASE CONTAINING HOLY CHRISM, OIL OF CATECHUMENS, AND SALT. B. BAPTISMAL SHELL.

(3) Book of Gospels.

(4) Ritual.

The arrangements for the baptism of a convert are the same as for the usual baptismal ceremony.

B. PENANCE

(1) Purple Stole (Usually hangs in the Confessional ready for use).

(2) Surplice—(where customary).

Keep confessionals clean and well ventilated.

C. THE HOLY EUCHARIST

WHEN HOLY COMMUNION IS DISTRIBUTED OUTSIDE OF MASS:

1. IN THE SACRISTY.

(1) Surplice.

(2) White stole.

(3) White burse.

2. ON THE ALTAR.

- (1) Two lighted candles upon the altar.
- (2) Tabernacle key.

3. ON THE CREDENCE TABLE.

- (1) Communion Paten.
- (2) Bell.

D. CONFIRMATION

For the solemn administration of Confirmation, the following preparations are made:

1. IN THE SACRISTY.

- (1) Processional cross.
- (2) Acolytes' candlesticks with lighted candles.
- (3) Thurible with lighted charcoal and incense boat.

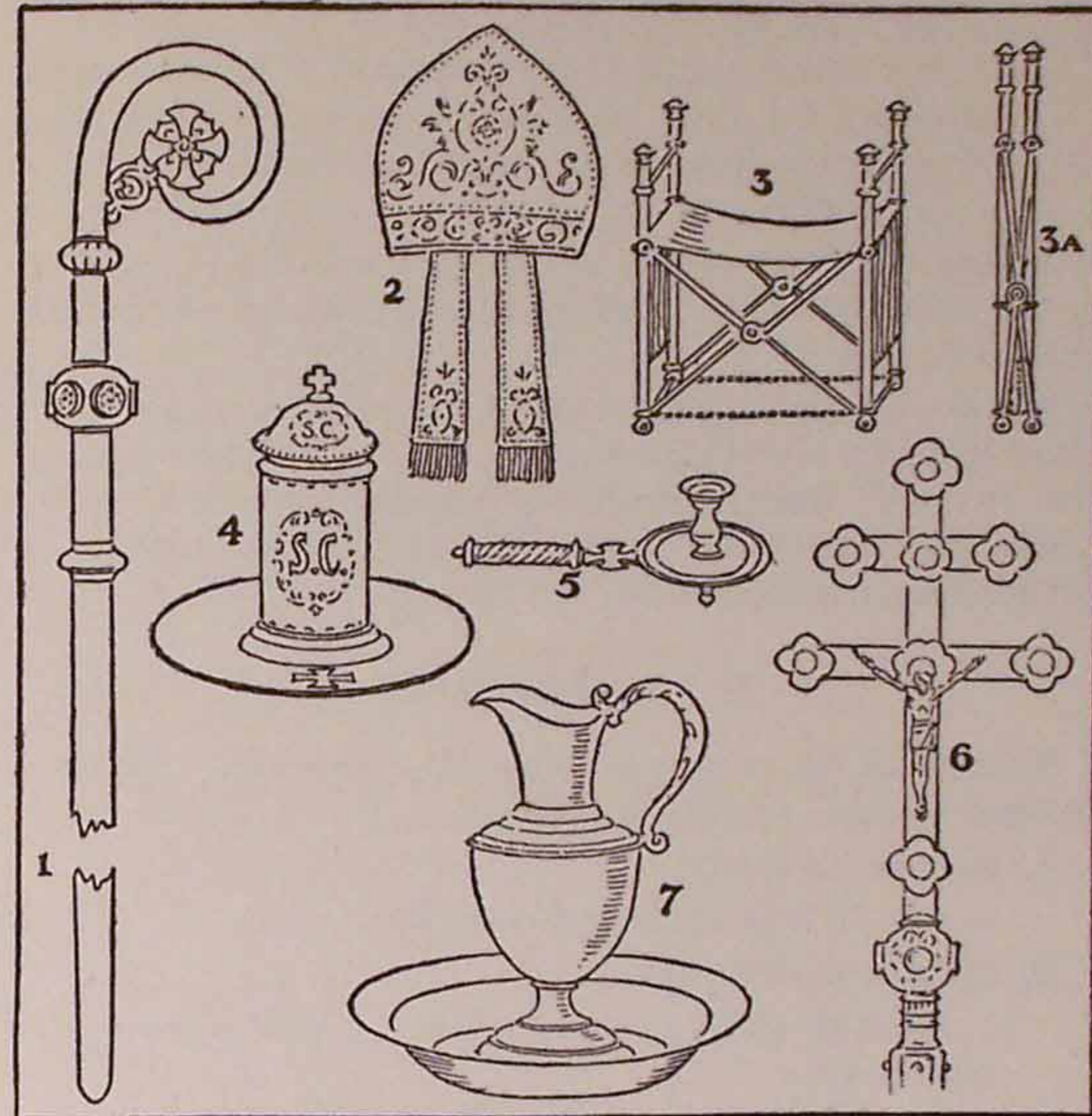
2. ON THE HIGH ALTAR.

- (1) Six high candles lighted.
- (2) White tabernacle veil and white antependium.
- (3) The Bishop's vestments are arranged on the center of the altar table (mensa): White cope, white stole, cincture, alb, amice.
- (4) Mitre on gospel side.
- (5) Crosier on epistle side.
- (6) A chair or if possible a "Faldstool" nearby.

(7) A prie-dieu with green cushion (red for a Cardinal) in center before altar.

3. ON THE CREDENCE TABLE.

- (1) The "Pontificale Romanum";—Oilstock of Holy Chrism;—Bugia (Bishop's Candlestick).
- (2) The Bishop's "Ewer" or pitcher with water and basin for the washing of the Bishop's



1. CROZIER. 2. MITER. 3. FALDSTOOL. 3A. SAME FOLDED. 4. OIL STOCK WITH HOLY CHRISM. 5. BUGIA. 6. ARCHBISHOP'S PROCESSIONAL CROSS. 7. EWER AND BASIN.

hands. Also a towel.

(3) A supply of cotton for wiping the Holy Chrism from the foreheads of those to be confirmed.

(4) A vessel or dish for receiving the used cotton.

(5) Bread and sliced lemon on a tray—for Bishop's fingers.

(6) A basket or dish for receiving the candidates' name cards.

- (7) The white humeral veil.
- (8) The "Ritus Confirmandi" (The book containing the rite of Confirmation). Also the Manual having the prayers for Benediction.
- (9) Bell.

NOTE: the bearers of the Mitre and Crozier wear white veils over their shoulders, with which they hold these articles.

NOTE: If the administration of the Sacrament of Confirmation is combined with the "Visitation of the Bishop" the aforesaid preparations are to be made in conjunction with the instructions given for "The Bishop's Visitation" (see page 91).

E. MATRIMONY

Things to be prepared when the ceremony is performed outside of nuptial Mass.

1. IN THE SACRISTY.

- (1) White stole and surplice.

2. IN THE SANCTUARY.

A small table covered with a white cloth upon which are:

- (1) Holy water pot and sprinkler.
- (2) Ritual.
- (3) Tray for ring.

3. ON THE ALTAR.

- (1) At least two lighted candles.

NOTE: If the nuptial Mass follows, all is prepared as given on page 47.

F. EXTREME UNCTION

There is very little that the sacristan can prepare for the administration of the Sacrament of Extreme Unction. He should have ever at hand a supply of clean cotton upon which the priest may readily draw

whenever needed. Also see to it that the holy water container is well filled and that the priest may easily obtain blessed candles when he needs them.

Should the priest bring Holy Communion or Viaticum to the sick or dying person and go to the church to get the Blessed Sacrament, the sacristan should prepare as follows:

- (1) Light two candles upon the altar.
- (2) Have burse and tabernacle key at hand.
- (3) White stole. (However, priests usually have pocket stole for such occasions.)

A supply of blessed candles for sick call purposes should always be on hand to supply the faithful as occasion demands.

CHAPTER VII
MISCELLANEOUS SERVICES, DEVOTIONS
AND BLESSINGS

A. VESPERS

1. SIMPLE VESPERS.

There are few preparations to be made for "Simple Vespers." The celebrant merely wears a surplice and the cope. The stole is not worn, except the Blessed Sacrament is exposed, or, if Benediction takes place after Vespers. The thurible will be necessary only for Benediction, as in simple Vespers, the altar is not incensed.

2. SOLEMN VESPERS.

a) IN THE SACRISTY:

- (1) Surplice.
- (2) White stole (only if the Blessed Sacrament is exposed or Benediction follows).
- (3) Cope, in the color proper to the "Vespers."
- (4) Thurible with lighted charcoal and incense boat.
- (5) Acolytes' candlesticks with lighted candles.
- (6) Copes for the deacon and subdeacon or dalmatics according to custom. If there are additional assistants, these should wear copes if possible.

b) ON THE ALTAR:

- (1) Six lighted candles.
- (2) The tabernacle veil and antependium are of the color of the office.

(3) Should Benediction follow, prepare the altar as designated on page 52.

c) IN THE SANCTUARY:

(1) *At the Credence Table:* If Benediction follows Vespers or if the Blessed Sacrament is exposed before and during Vespers, the preparations are made as for Benediction given on page 53.

(2) Seats must be provided for the Altar Boys. Likewise for any special assistants to the celebrant, such as Copebearers, Master of Ceremonies, etc.

(3) A Lectern (if customary) is placed near the Sedilia.

B. THE BISHOP'S VISITATION

The general order of ceremonies for the "Bishop's Visitation" is always the same, thus:

- 1) Reception of the Bishop at the church door. (In many places the Bishop is escorted from the rectory to the church).
- 2) The procession to the altar.
- 3) The Bishop at the high altar solemnly blesses the people.
- 4) Mass now follows, if it be celebrated.
- 5) Sermon and proclamation of indulgences. (If Mass is said, this takes place after the Gospel.)
- 6) The absolution of the dead.
- 7) Confirmation (Details for preparations for the administration of the sacrament of Confirmation are given on page 86).
- 8) The visitation of the tabernacle and altar.
- 9) The visitation of the church and its furniture; of the sacristy; the vessels; the holy oils; the vestments, etc.
- 10) Visit of the faithful to the Bishop.
- 11) Examination of parish registers, books, etc.

12) Final instructions to the Reverend Clergy.

13) Last visit to the Blessed Sacrament.

The preparations for the various phases of this ceremony are given in the following schedules. However, certain variations may occur depending on circumstances, e.g., whether Mass will be celebrated and the degree of its solemnity, etc. For such instances, the Reverend Pastor will instruct the sacristan.

1. IN THE SACRISTY.

(1) Surplice and white cope (or stole) for the Reverend Pastor.

(2) Surplices for the assisting clergy.

(3) Processional cross.

(4) Small crucifix on a tray covered with white veil.

(5) Acolytes' candlesticks with lighted candles.

(6) Thurible with lighted charcoal and incense boat.

(7) Holy water pot and sprinkler.

NOTE: If Mass is to be said, the vestments will have to be prepared according to the instructions of the Reverend Pastor.

2. AT THE CHURCH DOOR:

(1) A rug.

(2) Prie-Dieu with cushions (the color of covering of cushions is green for a Bishop and red for a Cardinal).

(3) Processional canopy (if the Bishop is escorted from the rectory to the church door, the canopy will be at the rectory).

3. AT THE FOOT OF THE HIGH ALTAR:

(1) Prie-Dieu with cushions (the color of coverings of cushion is green for a Bishop and

red for a Cardinal). This prie-dieu is placed in the sanctuary on floor before center of altar.

(2) A cushion at the altar.

4. ON THE HIGH ALTAR:

The color of all hangings and decorations on altar is white.

(1) Six high lighted candles.

(2) White antependium.

(3) White tabernacle veil.

(4) Other decorations as for a feast.

(5) The "Pontifical" (The Bishop's book of ceremonies) opened on the missal stand at the epistle corner of altar.

(6) The "Canon Missæ Pontificalis" (another special book used by the Bishop) at the center of altar open at the "Bishop's blessing."

(7) On the predella (platform) of altar, on gospel side, a Faldstool (or other suitable chair) the hangings of which are in the color of the day.

(8) The Bishop's crozier (pastoral staff) near at hand.

(9) A corporal on altar table before the tabernacle.

(10) The tabernacle key.

(11) Ablution cup and purificator on altar table.

NOTE: If Mass is to be said, the color of the hangings and decorations on altar will be the color of the day. The sacristan will also in that case carry out the special directions of the Reverend Pastor regarding the variations of the above given directions.

5. ON THE CREDENCE TABLE:

a) For the Bishop:

(1) Amice.

(2) Stole, black or violet.

(3) Cope, black or violet.

- (4) White mitre.
- (5) Bugia (Bishop's candlestick) with lighted candle.
- (6) A Pontifical (Bishop's book of ceremonies).
- (7) Formula of Absolution.
- (8) Stole, white.
- (9) Cope, white.
- (10) Humeral veil, white.

b) *For the Parish Priest:*

- (1) Stole, white, if cope is not worn.
- (2) Formula for Indulgence.

NOTE: If Mass is to be said by the Bishop, or if a priest is to celebrate Holy Mass, i.e., a Low or Solemn Mass in the presence of the Bishop, the sacristan will follow the special directions to be given by the Reverend Pastor.

6. IN THE SANCTUARY:

- (1) Black antependium. However, if the Blessed Sacrament is reserved on altar, the color of antependium is to be purple (to replace the white or other colored one for the Absolution).
- (2) The Book with the Absolution for the Dead.

7. IN THE CEMETERY OR IN THE MIDDLE AISLE OF CHURCH.

If there be a cemetery near the church, lighted candles are arranged at the graves. If there be no cemetery, a catafalque is placed in the middle aisle (outside of the sanctuary) of the church, or if there be no catafalque, a black cloth (pall) is spread on the floor, for the ceremony of the absolution. Four candlesticks (funeral candlesticks) with lighted candles, unbleached if possible, are placed around catafalque or the black pall.

C. THE CEREMONY OF THE CHURCHING OF WOMEN

1. IN THE SACRISTY:

- (1) Surplice and white stole.
- (2) Holy water pot and sprinkler.
- (3) Ritual.
- (4) Lighted candle for women to hold.

D. AFTERNOON OR EVENING DEVOTIONS

There are various pious exercises commonly termed "Afternoon or Evening Devotions." These take place especially during the Holy Season of Lent, and during May, October, and November. Such devotional exercises are usually followed by Benediction of the Most Blessed Sacrament. Hence, apart from the regular preparations to be made for Benediction (page 52) there is little else to be prepared, except those things that are quite the same for all these occasions, viz:

- (1) Surplice and stole of proper color for the season and the occasion.
- (2) Processional cross; especially for the devotion of the "Stations of the Cross" during Lent.
- (3) Acolytes' candlesticks with lighted candles whenever the processional cross is used, as e.g., for the "Stations of the Cross."

Any other preparations must be made in keeping with approved local customs and as the occasion demands and the Reverend Pastor may direct.

E. BLESSINGS

a) FOR THE BLESSING OF HOLY WATER:

- (1) Clean water in suitable vessel.
- (2) Salt.
- (3) Violet stole.

- (4) Surplice.
- (5) Ritual.

b) FOR BLESSING OF ARTICLES OF DEVOTION AND SUCH BLESSINGS MOST COMMONLY REQUESTED:

- (1) Surplice and stole.
- (2) Holy water pot and sprinkler.
- (3) Ritual.

A PLACE FOR EVERYTHING,
AND
EVERYTHING IN ITS PLACE.

INDEX

(Key to Pronunciation)

ā as in face; â as in dare; ä as in act; ä as in farm; á as in comma.
 ē as in eve; ě as in edge; ē as in baker.
 ī as in like; ĭ as in fin.
 ō as in old; ô as in oft; ow as in how.
 ū as in huge; ŭ as in up; ũ as in burn.
 oo as in mood; oo as in brook.

- Ablution cup, 12, 14
- Absolution after funeral Mass, 43
- Acolytes' candlesticks, 17
- Advent, 58
- Alb, 6
- All Souls' Day, 82
- Altar, 23
- Altarboys' torches, 17
- Altar cards, 21, 27
- Altar cloths, 27, 28, 29
- Altar linens, 27, 28, 29
- Altar Prayers, 21
- Altar of Repose, 69
- Altar steps, 25
- Altar table, 27
- Ambry (ăm'brī), 28
- Amice (ăm'īs), 6
- Antependium (ăn'tē-pěn'di-ŭm), 16
- Arch-priest, 50
- Ascension Thursday, 79
- Ash Wednesday, 65
- Baldacchino (bäl'däk-kē'nō), 17
- Baptism, 84
- Baptismal case, 84
- Baptismal Register, 22
- Baptismal robe, 84
- Baptismal shell, 84
- Benediction of the Blessed Sacrament with one priest, 52; with three priests, 53; with ciborium, 54
- Benediction veil, 6
- Blessing of Throats, 63
- Blessings, 95
- Bobache (bō-bōsh'), 19
- Book of Epistles and Gospels, 21
- Bread box, 13
- Broad stole, 7, 58
- Bugia (bōō'jē-ā), 86
- Cabinets, 2
- Caeremoniale Episcoporum, 21
- Candelabra, 28
- Candlebenches, 27
- Candle-burners, 19
- Candle-lighters and extinguishers, 19
- Candlemas Day, 60
- Candles, 19, 29; manner of lighting and extinguishing, 30; Blessing of, 60
- Candlesticks, 17, 25, 28
- Canon Missae Pontificalis, 93
- Catafalque (kät'ā-fälk), 43
- Cemetery, services in, 44
- Censer (sěn'sēr), 16

- Ceremonial for Bishops*, 21
 Chalice, 11; manner of dressing, 36
 Charcoal, 19
 Chasuble (cház'ū-b'l), 6
 Christmas, 60
 Churching of women, 95
 Ciborium (sī-bō'rī-ūm), 11, 12
 Ciborium veil, 13
 Cincture (sīnk'tūr)
 Circumcision, 60
 Color chart, 10
 Communion cloth, 31
 Communion paten, 13, 31
 Communion plate, 13, 31
 Communion rail, 31
 Confirmation, 86
Confirmation Register, 22
 Conopaeum (kō'nō-pā'um), 16
 Cope, 7
 Corporal, 7
 Corpus Christi, 81
 Credence table (krē'dēns), 27
 Crozier (krō'zhēr), 86
 Crucifix, altar, 28; during Exposition, 30
 Cruets (krōō'ets), 27
 Custodia (kūs-tō'dī-ā), 11, 12
 Dalmatic (dāl-māt'ik), 6
 Decorations, 30
 Devotions, 95
 Eastertide, 77
 Epiphany, 60
 Epistle side, 27
 Ewer, 86
 Exposition of the Blessed Sacrament before Mass, 54
 Exposition banner, 15
 Exposition veil, 13, 30
 Extinguishers, 19
 Extinguishing candles, manner of, 30
 Extreme Unction, 88
 Faldstool (fôld'stōol), 86
 Finger basin, 28
 Finger towel, 28
 First solemn Mass, 50
 Fixed altar, 24
 Floral decorations, 30
 Folded chasuble, 7
 Footpace, 27
 Forty Hours' Devotion, first day, 55; second day, 57; third day, 57
 Funeral, of adult outside of Mass, 44; of infants outside of Mass, 46
 Gaudete Sunday (gow-dā'tā), 30, 58
 Good Friday, 72
 Gospel side, 27
 Gradines (grā-dēnz'), 27
 Gradual, 21
Graduale Romanum, 21
 Ground plan of church, see frontispiece
 High Mass, 38; requiem, body not present, 41; requiem, body present, 43
 Holy Communion, distribution of, outside of Mass, 85
 Holy Eucharist, 85
 Holy Saturday, 74
 Holy Thursday, 69
 Holy water, blessing of, 95
 Holy water pot, 16
 Holy water stoup, 4
 Holy Week, 69
 Humeral veil (hū'mēr-äl), 7

- Immovable altar, 24
 Incense, 19
 Incense boat, 16
 Infants, burial of, 45; outside of Mass, 46
 Lætare Sunday (lā-tā'rā), 30
 Laundering of linens, 9
 Lavabo (lā-vā'bō or lā-vā'bō), 2
 Lavatory, 2
 Lent, 64
Liber Baptizatorum, 22
Liber Confirmatorum, 22
Liber Epistolarum et Evangeliarum, 21
Liber Matrimoniorum, 22
 Lighting candles, manner of, 30
 Liturgical year (diagram), 59
 Low Mass, 32, 35, requiem, body not present, 41; requiem, body present, 43
 Lunula (lū'nū-lā), 11, 12
 Lunula case, 12
 Maniple (mān'ī-p'l), 6
Marriage Register, 22
 Mass, low, preparations for, 32; schedule, 35, high, 38; solemn, 39; requiem, 41; funeral, of infants, 45; nuptial low, 47; nuptial high, 48; nuptial solemn, 49; priest's first solemn, 50
 Matrimony, 88
 Maundy, the (môn'dī), 71
 Mensa (mēn'sā), 27
 Missa cantata (mīs'sā kântä'tä), preparations for, 38
 Missal stand, 20
Missale Defunctorum, 20
Missale Romanum, 20
 Missals, 20
 Mitre (mī'tēr), 86
 Monstrance (mōn'strāns), 11, 12
 Movable altar, 24
 Movable Feasts, Table of, 60
 Nuptial (nūp'shāl) Mass, low, 47; high, 48; solemn, 49
 Oil stock, 13
 Ordo (ôr'dō), 10
 Ostensorium (ôs'tēn-sō'rī-ūm), 11, 12
 Ostensorium veil, 13
 Pall (pâl), 7
 Palm Sunday, 67
 Paschal (pās'käl) candle and candlestick, 17, 77
 Passion, chanting of, 68
 Passion Sunday, 66
 Paten (pāt'ēn), 11
 Penance, 85
 Pentecost, Eve of, 79; feast and octave of, 81; Sundays after, 82
Pontifical, 21
Pontificale Romanum, 21
 Prayer cards, 21
 Predella (prē-dēl'ä), 27
 Pre-Sanctified, Mass of, 73
 Prie-dieu (prē'dyū'), 4
 Priest, vesting of, 37
 Processional canopy, 17
 Processional cross, 16; archbishop's, 87
 Processional lanterns, 17
 Processions: Forty Hours', 57; Candlemas Day, 60 ?; Palm Sunday, 67; Holy

- Thursday, 70; Holy Saturday, 75; St. Mark's Day, 78; Corpus Christi, 81
 Pro Pace (prō pä'chā), Mass, 57
 Purification, 60
 Purificator (pū'rī-fi-kā'tēr), 7
 Pyx or Pyxis (pīks or pīk'sīs), 12
 Pyx burse, 12
 Quinquagesima Sunday (kwīn'kwā-jēs'ī-mā), 64
 Record books, Church, 22
 Relics, 30
 Reposition (rē'pō-zish'ūn), Mass of, 57
 Repository (rē-pōz'ī-tōrī), 69
 Requiem Masses, body not present, 41; body present, 43
 Reredos (rēr'dōs), 25
 Rite of Confirmation, 88
 Ritual, 21
 Rituale Romanum, 21
 Ritus Confirmandi, 88
 Rogation Days (rō-gā'shūn), 78
 Sacraments, administration of, 84
 Sacrarium (sā-krā'rī-ūm or sā-krā'rē-ūm), 2
 Sacristy (sāk'rīs-tī), 1
 Sacristy oil stocks, 13
 Saint Blase's Day, 63
 Saint Mark's Day, 78
 Sanctuary, 23; furnishings of, 23
 Sanctuary lamp, 31
 Sanctuary veil, 13, 30
 Sedilia (sē-dīl'ī-ā), 28
 Septuagesima Sunday (sēp'tū-ā-jēs'ī-mā), 64
 Sermon, during Exposition, 30
 Servers' sacristy, 4
 Sexagesima Sunday (sēk'sā-jēs'ī-mā), 64
 Shrines, 31
 Solemn Mass, 39, requiem, body not present, 42; requiem, body present, 43
 Sprinkler, 16
 Statues, during Exposition, 30
 Stole (stōl), 6
 Stolone (stō-lō'nā), 7, 58
 Surplice (sūr'plīs), 7
 Tabernacle veil, 16
 Table of Movable Feasts, 60
 Tenebrae (tēn'ē-brē or tēn'ē-brā), 69
 Theca (thē'kā or thā'kā), 12
 Throne, altar, 25
 Thurible (thū'rī-b'l), 16
 Torches, 17
 Triangular candlestick, 17
 Triple candle and candlestick, 17
 Tunic (tū'nīk), 6
 Umbraculum (ūm-brāk'ū-lūm), 17
 Veiling of crucifixes, etc., 65
 Veils, sacred, 13
 Vesperal, 21
 Vesperale Romanum, 21
 Vespers, 90
 Vessels, sacred, 11
 Vesting table, 2
 Vestments, character of, 4; sacred, 7; care of, 7; colors of, 9

- Viaticum (vī-āt'ī-kūm), 89
 Visitation, Bishop's, 91
 Votive stands, 31
 Whitsunday, 81
 Whitsun Eve, 79